



Year of the Female Orgasm

UK

14/02/2016

ifop

CAM4



FK/JPD N° 113332

IFOP contacts:

François Kraus / Jean-Philippe Dubrulle

Corporate Opinion and Strategies Department

TEL.: +33 (0)1 45 84 14 44

firstname.surname@ifop.com

# Contents

- 1 - Methodology.....	1
- 2 - Survey results.....	4
- A - Frequency of and difficulties in reaching orgasm.....	5
Frequency of reaching orgasm (with or without partner) .....	6
Reaching orgasm with a partner at least once in her life.....	9
Date of last sexual intercourse .....	16
Difficulties in reaching orgasm .....	19
- B - Orgasm and the partner .....	22
Reaching orgasm with their current partner.....	23
Reaching orgasm during last sexual intercourse .....	30
Reaching orgasm with partner during last sexual intercourse.....	33
- C - Practices and positions that make it easier to reach orgasm.....	36
Sexual practices already followed in her life (1/2) .....	37
Sexual practices already followed in her life (2/2) .....	38
Practices that make it easier to reach orgasm (1/2) .....	39
Practices that make it easier to reach orgasm (2/2) .....	40
Sexual positions already used at some time in her life (1/3) .....	53
Sexual positions already used at some time in her life (2/3) .....	54
Sexual positions already used at some time in her life (3/3) .....	55
Positions that make it easier to reach vaginal orgasm (1/3).....	56
Positions that make it easier to reach vaginal orgasm (2/3).....	57
Positions that make it easier to reach vaginal orgasm (3/3).....	58
- D - Taste for real, virtual and interactive sex.....	79
Feeling of arousal linked to seeing people reach orgasm (1/2) .....	80
Feeling of arousal linked to seeing people reach orgasm (2/2) .....	81
Feeling of arousal linked to the fact of being watched when reaching orgasm .....	92
Interest in real, virtual and interactive sex offered on certain websites .....	99

- 1 -

## Methodology

# Methodology

---

This document presents the results from an IFOP survey. It is in compliance with the scientific and ethical principles of sample surveys. Its findings reflect a state of opinion at the time of survey and does not convey any prediction.

No publication either in full or partial may be made without the express agreement of IFOP.





## Survey conducted by IFOP for CAM4

---

### Sample



The survey was carried out among a representative sample of the female population aged 18 and above in the following countries:

-  Italy: 1,007 women
-  Spain: 1,003 women
-  France: 1,003 women
-  Germany: 1,002 women
-  Netherlands: 1,005 women
-  United Kingdom: 1,002 women
-  United States: 1,039 women
-  Canada: 1,000 women

### Methodology



In each country, the survey was conducted among a sample of which the representativeness was guaranteed by using a quota method (age, profession of the interviewee, official matrimonial status) following a stratification by region. The data ensuring the representativeness of the results were drawn from data supplied by:

- The European Union Labour Force Survey (EU LFS 2011) for European countries
- The Census (Census 2011) for the Canada
- The Current Population Survey (CPS 2015) for the United States

### Collection method



Interviews were conducted through a self-administered online questionnaire from 3 to 12 November 2015.

## Precision regarding margins of error

Statistical theory is used to estimate the uncertainty pertaining to each survey result. This uncertainty is indicated as a confidence interval at either side of the observed value forming a range that is likely to hold the true value, according to a determined probability. This uncertainty, generally called the "margin of error", varies depending on the size of the sample and the percentage observed, as shown in the following table:

<b>95% CONFIDENCE INTERVAL</b>						
<i>Size of sample</i>	<i>If the percentage found is...</i>					
	<b>5 or 95%</b>	<b>10 or 90%</b>	<b>20 or 80%</b>	<b>30 or 70%</b>	<b>40 or 60%</b>	<b>50%</b>
<b>100</b>	4,4	6,0	8,0	9,2	9,8	10,0
<b>200</b>	3,1	4,2	5,7	6,5	6,9	7,1
<b>300</b>	2,5	3,5	4,6	5,3	5,7	5,8
<b>400</b>	2,2	3,0	4,0	4,6	4,9	5,0
<b>500</b>	1,9	2,7	3,6	4,1	4,4	4,5
<b>600</b>	1,8	2,4	3,3	3,7	4,0	4,1
<b>700</b>	1,6	2,3	3,0	3,5	3,7	3,8
<b>800</b>	1,5	2,1	2,8	3,2	3,5	3,5
<b>900</b>	1,4	2,0	2,6	3,0	3,2	3,3
<b>1 000</b>	1,4	1,8	2,5	2,8	3,0	3,1
<b>2 000</b>	1,0	1,3	1,8	2,1	2,2	2,2
<b>3 000</b>	0,8	1,1	1,4	1,6	1,8	1,8
<b>4 000</b>	0,7	0,9	1,3	1,5	1,6	1,6
<b>5 000</b>	0,6	0,8	1,1	1,3	1,4	1,4
<b>6 000</b>	0,6	0,8	1,1	1,3	1,4	1,4
<b>8 000</b>	0,5	0,7	0,9	1,0	1,1	1,1
<b>10 000</b>	0,4	0,6	0,8	0,9	0,9	1,0

**Example of how to interpret the table:** if there are 1,000 people in the sample, and the surveyed percentage is 10%, the margin of error is equal to 1.8. The true percentage is therefore between 8.1% and 11.8%.

- 2 -

## Survey results









- A -

*Frequency of and difficulties in reaching  
orgasm*

# Frequency of reaching orgasm (with or without partner)

Question : When did you last have an orgasm? On average, how often did you reach orgasm in the last three months?

Filter: all women

	EUROPEAN UNION						NORTH AMERICA	
	ITALY  (%)	SPAIN  (%)	FRANCE  (%)	GERMANY  (%)	NETHERLANDS  (%)	UNITED KINGDOM  (%)	USA  (%)	CANADA  (%)
IN THE LAST 3 MONTHS.....	70	76	65	80	84	65	69	63
• Every day or almost every day ....	11	19	4	3	4	6	12	9
• Not every day, but at least once a week .....	34	36	33	38	48	32	35	31
• Not every week, but at least once a month .....	20	19	22	32	27	21	15	17
• Less than once a month .....	5	2	6	7	5	6	7	6
BETWEEN 3 MONTHS AND A YEAR AGO .....	8	7	9	6	7	9	7	9
MORE THAN A YEAR AGO.....	17	12	18	11	6	18	18	18
I HAVE NEVER HAD AN ORGASM ...	5	5	8	3	3	8	6	10
TOTAL.....	100	100	100	100	100	100	100	100

TOTAL «HAS ALREADY HAD AN ORGASM» .....	95	95	92	97	97	92	94	90
TOTAL «HAS NEVER HAD AN ORGASM» .....	5	5	8	3	3	8	6	10



## Frequency of reaching orgasm (with or without partner)

	Every day or almost every day  (%)	Not every day, but at least once a week  (%)	Not every week, but at least once a month  (%)	Less than once a month  (%)	Between 3 months and a year ago  (%)	More than a year ago  (%)	I have never had an orgasm  (%)
<b>ALL BRITISH WOMEN</b>	<b>6</b>	<b>32</b>	<b>21</b>	<b>6</b>	<b>9</b>	<b>18</b>	<b>8</b>
<b>AGE OF INTERVIEWEE</b>							
Under 35 years	9	38	17	4	11	7	14
18 to 24 years.....	8	36	15	6	15	4	16
25 to 34 years.....	10	40	18	3	8	8	13
35 to 49 years	9	36	24	7	5	11	8
50 years or above	2	21	23	8	10	33	3
50 to 59 years.....	3	30	27	7	10	17	6
60 years and above .....	1	15	20	8	10	44	2
<b>LEVEL OF EDUCATION</b>							
Low .....	7	16	18	9	14	27	9
Average.....	6	32	21	7	10	18	6
High (under-graduate) .....	4	35	22	6	7	16	10
High (post-graduate) .....	16	28	25	2	9	11	9
<b>INTERVIEWEE'S EMPLOYMENT SITUATION</b>							
Active	8	34	22	6	10	12	8
White-collar .....	9	37	21	3	8	14	8
Blue-collar .....	8	32	23	7	10	11	9
Inactive	3	26	19	8	8	28	8
Retired .....	1	16	17	10	9	45	2
Housewife .....	5	40	21	5	5	15	9
Other party unemployed .....	2	27	21	7	11	11	21
<b>RELIGION</b>							
None	7	35	22	6	8	14	8
Non-practicing	5	31	24	7	8	21	4
Non-practicing Protestant .....	4	30	18	12	8	26	2
Non-practicing Catholic or Anglican.....	6	32	28	3	8	18	5
Practicing	6	25	19	7	11	22	10
Practicing Protestant .....	5	31	10	5	18	22	9
Practicing Catholic or Anglican.....	7	21	24	8	7	23	10
Other religions	7	28	18	3	14	13	17
<b>POLITICAL INCLINATION</b>							
Radical left-wing.....	-	-	-	-	-	-	-
The Greens / Labour Party (LAB).....	9	36	19	5	9	15	7
Lib Dems (*) .....	-	24	30	11	15	16	4
Tory.....	5	30	24	5	10	21	5
UKIP / BNP.....	5	31	23	7	10	13	11
Other party (e.g.: SNP/PC/UUP/DUP/SF/SDLP) .....	5	32	19	5	12	21	6
<b>LEGAL MARITAL STATUS</b>							
In a relationship	8	38	23	7	8	10	6
Married .....	6	34	24	8	9	14	5
Not married .....	10	44	23	6	5	5	7
Single	2	14	15	3	13	38	15
<b>PREVIOUS MARITAL STATUS</b>							
Has already been in a relationship	6	32	22	7	9	17	7
Living together .....	7	38	24	7	8	11	5
Not living together .....	10	40	20	9	7	4	10
Single previously in a relationship .....	3	15	16	4	13	40	9
Has never been in a relationship	-	10	9	-	13	27	41
<b>FOR HOW LONG HAS SHE BEEN IN THE CURRENT RELATIONSHIP</b>							
Less than a year .....	10	48	20	-	14	-	8
One to three years .....	16	44	17	3	4	6	10
Three to seven years .....	9	47	20	10	8	3	3
Seven to ten years .....	7	53	23	-	5	7	5
More than ten years.....	6	31	26	10	8	14	5
<b>SHARE OF HOUSEHOLD TASKS IN THE RELATIONSHIP</b>							
Much more than her partner.....	5	39	26	6	7	12	5
A bit more than her partner .....	9	37	26	11	8	7	2
More or less equal to her partner .....	11	38	21	5	8	11	6
Less than her partner (*) .....	5	29	20	10	11	12	13
<b>SEXUAL PREFERENCE</b>							
Heterosexual.....	6	31	22	6	9	18	8
Bisexual, lesbian (*).....	3	50	16	9	5	-	17

(\*) Less than 40 people: these results must be interpreted with caution due to the small number of individuals

## Frequency of reaching orgasm (with or without partner)









	Every day or almost every day  (%)	Not every day, but at least once a week  (%)	Not every week, but at least once a month  (%)	Less than once a month  (%)	Between 3 months and a year ago  (%)	More than a year ago  (%)	I have never had an orgasm  (%)
<b>ALL BRITISH WOMEN</b>	<b>6</b>	<b>32</b>	<b>21</b>	<b>6</b>	<b>9</b>	<b>18</b>	<b>8</b>
<b>HOMOSEXUAL INTERCOURSE AT ANY TIME IN THEIR LIFE</b>							
Never .....	7	30	22	7	9	19	6
At least once .....	5	44	18	4	11	9	9
<b>NUMBER OF SEXUAL PARTNERS TO DATE</b>							
None .....	-	16	9	-	-	-	75
At least one	<b>6</b>	<b>32</b>	<b>22</b>	<b>7</b>	<b>9</b>	<b>18</b>	<b>6</b>
One .....	8	27	13	9	12	19	12
2 to 3 .....	5	35	22	4	11	19	4
4 to 5 .....	7	24	27	6	11	19	6
6 to 10 .....	5	36	22	8	5	17	7
More than 10 .....	8	36	23	6	8	16	3
<b>FREQUENCY OF INTERCOURSE IN THE PAST MONTH</b>							
None .....	1	10	15	7	14	39	14
Less than once a week .....	6	30	39	10	9	4	2
1 to 2 times a week .....	9	55	22	5	4	1	4
2 to 3 times a week .....	12	66	10	-	-	3	9
More than 3 times a week (*) .....	29	51	11	2	3	-	4
<b>SATISFACTION WITH CURRENT LOVE LIFE</b>							
Very satisfied .....	13	44	20	4	4	10	5
Fairly satisfied .....	4	32	23	8	11	14	8
Not very or not at all satisfied .....	1	14	20	7	13	33	12
<b>SATISFACTION WITH CURRENT SEX LIFE</b>							
Very satisfied .....	13	41	20	5	6	11	4
Fairly satisfied .....	4	35	25	8	8	13	7
Not very or not at all satisfied .....	1	16	20	7	15	34	7
<b>FREQUENCY OF ORGASM</b>							
Has already had an orgasm	<b>7</b>	<b>34</b>	<b>23</b>	<b>7</b>	<b>10</b>	<b>19</b>	-
At least once a week .....	17	83	-	-	-	-	-
At least once a month .....	-	-	100	-	-	-	-
Less than once a month .....	-	-	-	100	-	-	-
Less often .....	-	-	-	-	34	66	-
Has never had an orgasm	-	-	-	-	-	-	100
<b>HAS ALREADY REACHED ORGASM IN HER LIFE</b>							
Yes	<b>7</b>	<b>33</b>	<b>23</b>	<b>7</b>	<b>10</b>	<b>19</b>	<b>1</b>
Often .....	10	44	21	6	6	13	-
Sometimes .....	1	17	29	9	17	27	-
Quite rarely .....	-	13	21	7	15	36	8
No	<b>2</b>	<b>6</b>	<b>2</b>	<b>5</b>	<b>2</b>	<b>5</b>	<b>78</b>
<b>MOST FREQUENT METHOD OF HAIR REMOVAL IN PUBIC REGION</b>							
None .....	2	21	25	7	10	28	7
The «American waxing» .....	7	19	30	9	8	14	13
The «bikini line» .....	3	30	22	9	10	19	7
The «French bikini wax / The «Brazilian wax» .....	16	49	12	5	9	7	2
The «landing strip» (*) .....	14	56	19	-	4	3	4
«Hollywood wax» .....	8	39	18	4	7	16	8
<b>BODY MASS INDEX</b>							
Thin .....	4	37	16	6	7	10	20
Normal .....	6	31	25	4	9	19	6
Overweight .....	7	30	21	11	11	17	3
Obese .....	4	36	17	10	6	21	6
<b>JUGDGEEMENT OF OWN BODY SHAPE</b>							
Not satisfied .....	4	23	21	8	8	24	12
Moderately satisfied .....	6	32	19	7	11	19	6
Fairly satisfied .....	7	34	26	5	9	12	7
Very satisfied .....	13	42	12	4	7	13	9
<b>REGION</b>							
North East/North West/Yorkshire/The Humber .....	8	34	19	5	10	15	9
Midlands .....	5	29	21	8	8	16	13
East of England .....	3	20	28	6	16	23	4
London .....	8	35	21	5	10	14	7
South of England .....	6	29	26	5	6	19	9
Wales / Scotland / Northern Ireland .....	5	34	17	10	8	21	5

(\*) Less than 40 people: these results must be interpreted with caution due to the small number of individuals

# Reaching orgasm with a partner at least once in her life

Question : Have you ever...?

Filter: individuals who have engaged in sexual activity

ITALY	SPAIN	FRANCE	GERMANY	NETHERLANDS	UNITED KINGDOM	USA	CANADA
							
(%)	(%)	(%)	(%)	(%)	(%)	(%)	(%)

• Had an orgasm with a partner								
<b>TOTAL « YES »</b>	<b>97</b>	<b>93</b>	<b>93</b>	<b>95</b>	<b>95</b>	<b>93</b>	<b>95</b>	<b>93</b>
<i>«Yes, fairly regularly»</i> .....	<i>92</i>	<i>87</i>	<i>82</i>	<i>88</i>	<i>88</i>	<i>85</i>	<i>88</i>	<i>83</i>
- Yes, often .....	69	67	52	59	69	60	64	56
- Yes, sometimes .....	23	20	30	29	19	25	24	27
- Yes, but rarely .....	5	6	11	7	7	8	7	10
<b>No, never</b> .....	<b>3</b>	<b>7</b>	<b>7</b>	<b>5</b>	<b>5</b>	<b>7</b>	<b>5</b>	<b>7</b>

• Had an orgasm at the same time as your partner								
<b>TOTAL « YES »</b>	<b>88</b>	<b>88</b>	<b>83</b>	<b>87</b>	<b>83</b>	<b>83</b>	<b>85</b>	<b>79</b>
<i>«Yes, fairly regularly»</i> .....	<i>70</i>	<i>71</i>	<i>61</i>	<i>65</i>	<i>61</i>	<i>59</i>	<i>66</i>	<i>57</i>
- Yes, often .....	32	30	22	31	25	23	30	25
- Yes, sometimes .....	38	41	39	34	36	36	36	32
- Yes, but rarely .....	18	17	22	22	22	24	19	22
<b>No, never</b> .....	<b>12</b>	<b>12</b>	<b>17</b>	<b>13</b>	<b>17</b>	<b>17</b>	<b>15</b>	<b>21</b>

• Pretended to have an orgasm								
<b>TOTAL « YES »</b>	<b>52</b>	<b>51</b>	<b>62</b>	<b>66</b>	<b>53</b>	<b>60</b>	<b>66</b>	<b>60</b>
<i>«Yes, fairly regularly»</i> .....	<i>28</i>	<i>22</i>	<i>32</i>	<i>29</i>	<i>25</i>	<i>32</i>	<i>34</i>	<i>31</i>
- Yes, often .....	9	5	8	9	7	10	13	9
- Yes, sometimes .....	19	17	24	20	18	22	21	22
- Yes, but rarely .....	24	29	30	37	28	28	32	29
<b>No, never</b> .....	<b>48</b>	<b>49</b>	<b>38</b>	<b>34</b>	<b>47</b>	<b>40</b>	<b>34</b>	<b>40</b>

## Reaching orgasm with a partner at least once in her life

### Had an orgasm with a partner

	TOTAL «YES»  (%)	«Yes, fairly regularly»  (%)	Yes, often  (%)	Yes, sometimes  (%)	«Yes, but rarely»  (%)	NO, NEVER  (%)
<b>ALL BRITISH WOMEN</b>	<b>93</b>	<b>85</b>	<b>60</b>	<b>25</b>	<b>8</b>	<b>7</b>
<b>AGE OF INTERVIEWEE</b>						
Under 35 years	91	83	55	28	8	9
18 to 24 years.....	92	87	54	33	5	8
25 to 34 years.....	90	80	56	24	10	10
35 to 49 years	91	81	61	20	10	9
50 years or above	97	89	63	26	8	3
50 to 59 years.....	95	88	64	24	7	5
60 years and above .....	98	89	61	28	9	2
<b>LEVEL OF EDUCATION</b>						
Low .....	93	84	51	33	9	7
Average.....	95	87	62	25	8	5
High (under-graduate) .....	92	84	60	24	8	8
High (post-graduate) .....	92	80	59	21	12	8
<b>INTERVIEWEE'S EMPLOYMENT SITUATION</b>						
Active	93	86	62	24	7	7
White-collar .....	94	86	68	18	8	6
Blue-collar .....	92	85	57	28	7	8
Inactive	94	83	57	26	11	6
Retired .....	98	84	54	30	14	2
Housewife .....	93	86	63	23	7	7
Other party unemployed .....	85	73	50	23	12	15
<b>RELIGION</b>						
None	91	82	58	24	9	9
Non-practicing	95	86	63	23	9	5
Non-practicing Protestant .....	97	84	58	26	13	3
Non-practicing Catholic or Anglican.....	95	90	68	22	5	5
Practicing	94	89	65	24	5	6
Practicing Protestant .....	92	90	74	16	2	8
Practicing Catholic or Anglican.....	95	88	60	28	7	5
Other religions	90	84	59	25	6	10
<b>POLITICAL INCLINATION</b>						
Radical left-wing.....	-	-	-	-	-	-
The Greens / Labour Party (LAB).....	95	88	69	19	7	5
Lib Dems (*) .....	93	86	58	28	7	7
Tory.....	95	88	66	22	7	5
UKIP / BNP.....	91	84	57	27	7	9
Other party (e.g.: SNP/PC/UUP/DUP/SF/SDLP) .....	97	84	49	35	13	3
<b>LEGAL MARITAL STATUS</b>						
In a relationship	95	88	65	23	7	5
Married .....	96	90	68	22	6	4
Not married .....	94	85	62	23	9	6
Single	88	75	44	31	13	12
<b>PREVIOUS MARITAL STATUS</b>						
Has already been in a relationship	94	85	61	24	9	6
Living together .....	96	89	65	24	7	4
Not living together .....	91	82	67	15	9	9
Single previously in a relationship .....	89	76	46	30	13	11
Has never been in a relationship	78	67	31	36	11	22
<b>FOR HOW LONG HAS SHE BEEN IN THE CURRENT RELATIONSHIP</b>						
Less than a year .....	96	92	70	22	4	4
One to three years .....	94	86	59	27	8	6
Three to seven years .....	95	89	67	22	6	5
Seven to ten years .....	95	88	67	21	7	5
More than ten years.....	95	87	65	22	8	5
<b>SHARE OF HOUSEHOLD TASKS IN THE RELATIONSHIP</b>						
Much more than her partner .....	95	89	66	23	6	5
A bit more than her partner .....	98	93	60	33	5	2
More or less equal to her partner .....	96	89	67	22	7	4
Less than her partner (*) .....	96	79	64	15	17	4
<b>SEXUAL PREFERENCE</b>						
Heterosexual.....	94	86	61	25	8	6
Bisexual, lesbian (*).....	86	73	49	24	13	14

(\*) Less than 40 people: these results must be interpreted with caution due to the small number of individuals

## Reaching orgasm with a partner at least once in her life

### Had an orgasm with a partner

	TOTAL «YES»  (%)	«Yes, fairly regularly»  (%)	Yes, often  (%)	Yes, sometimes  (%)	«Yes, but rarely»  (%)	NO, NEVER  (%)
<b>ALL BRITISH WOMEN</b>	<b>93</b>	<b>85</b>	<b>60</b>	<b>25</b>	<b>8</b>	<b>7</b>
<b>HOMOSEXUAL INTERCOURSE AT ANY TIME IN THEIR LIFE</b>						
Never .....	93	85	60	25	8	7
At least once .....	93	81	61	20	12	7
<b>NUMBER OF SEXUAL PARTNERS TO DATE</b>						
None	-	-	-	-	-	-
At least one	93	85	60	25	8	7
One .....	87	81	60	21	6	13
2 to 3 .....	96	87	59	28	9	4
4 to 5 .....	93	84	56	28	9	7
6 to 10 .....	93	84	61	23	9	7
More than 10 .....	95	86	64	22	9	5
<b>FREQUENCY OF INTERCOURSE IN THE PAST MONTH</b>						
None .....	90	75	45	30	15	10
Less than once a week .....	97	89	65	24	8	3
1 to 2 times a week .....	95	95	71	24	-	5
2 to 3 times a week .....	91	89	75	14	2	9
More than 3 times a week (*) .....	96	93	75	18	3	4
<b>SATISFACTION WITH CURRENT LOVE LIFE</b>						
Very satisfied .....	95	91	76	15	4	5
Fairly satisfied .....	92	85	58	27	7	8
Not very or not at all satisfied .....	93	76	41	35	17	7
<b>SATISFACTION WITH CURRENT SEX LIFE</b>						
Very satisfied .....	95	90	73	17	5	5
Fairly satisfied .....	93	87	62	25	6	7
Not very or not at all satisfied .....	91	75	41	34	16	9
<b>FREQUENCY OF ORGASM</b>						
Has already had an orgasm	98	90	64	26	8	2
At least once a week .....	99	96	84	12	3	1
At least once a month .....	99	91	59	32	8	1
Less than once a month .....	95	86	51	35	9	5
Less often .....	98	82	43	39	16	2
Has never had an orgasm	14	3	3	-	11	86
<b>HAS ALREADY REACHED ORGASM IN HER LIFE</b>						
Yes	100	91	64	27	9	-
Often .....	100	100	100	-	-	-
Sometimes .....	100	100	-	100	-	-
Quite rarely .....	100	-	-	-	100	-
No	-	-	-	-	-	100
<b>MOST FREQUENT METHOD OF HAIR REMOVAL IN PUBIC REGION</b>						
None .....	94	83	59	24	11	6
The «American waxing» .....	89	82	55	27	7	11
The «bikini line» .....	93	86	61	25	7	7
The «French bikini wax / The «Brazilian wax» .....	100	92	78	14	8	-
The «landing strip» (*) .....	100	90	68	22	10	-
«Hollywood wax» .....	92	86	58	28	6	8
<b>BODY MASS INDEX</b>						
Thin .....	86	77	55	22	9	14
Normal .....	94	87	64	23	7	6
Overweight .....	95	86	57	29	9	5
Obese .....	94	81	57	24	13	6
<b>JUGDGEEMENT OF OWN BODY SHAPE</b>						
Not satisfied .....	91	75	46	29	16	9
Moderately satisfied .....	95	87	61	26	8	5
Fairly satisfied .....	94	90	67	23	4	6
Very satisfied .....	94	90	71	19	4	6
<b>REGION</b>						
North East/North West/Yorkshire/The Humber .....	93	86	61	25	7	7
Midlands .....	94	82	54	28	12	6
East of England .....	98	88	63	25	10	2
London .....	91	86	64	22	5	9
South of England .....	92	83	60	23	9	8
Wales / Scotland / Northern Ireland .....	94	84	58	26	10	6

(\*) Less than 40 people: these results must be interpreted with caution due to the small number of individuals

## Reaching orgasm with a partner at least once in her life

### Had an orgasm at the same time as your partner

	TOTAL «YES»  (%)	«Yes, fairly regularly»  (%)	Yes, often  (%)	Yes, sometimes  (%)	«Yes, but rarely»  (%)	NO, NEVER  (%)
<b>ALL BRITISH WOMEN</b>	<b>83</b>	<b>59</b>	<b>23</b>	<b>36</b>	<b>24</b>	<b>17</b>
<b>AGE OF INTERVIEWEE</b>						
Under 35 years	79	55	21	34	24	21
18 to 24 years.....	78	50	24	26	28	22
25 to 34 years.....	80	58	19	39	22	20
35 to 49 years	83	60	25	35	23	17
50 years or above	86	62	23	39	24	14
50 to 59 years.....	84	58	17	41	26	16
60 years and above .....	88	65	28	37	23	12
<b>LEVEL OF EDUCATION</b>						
Low .....	82	55	19	36	27	18
Average.....	85	57	24	33	28	15
High (under-graduate) .....	83	62	23	39	21	17
High (post-graduate) .....	80	61	29	32	19	20
<b>INTERVIEWEE'S EMPLOYMENT SITUATION</b>						
Active	83	59	25	34	24	17
White-collar .....	88	65	29	36	23	12
Blue-collar .....	80	56	23	33	24	20
Inactive	83	59	20	39	24	17
Retired .....	85	59	23	36	26	15
Housewife .....	83	59	18	41	24	17
Other party unemployed .....	75	58	15	43	17	25
<b>RELIGION</b>						
None	83	58	18	40	25	17
Non-practicing	85	60	24	36	25	15
Non-practicing Protestant .....	86	62	26	36	24	14
Non-practicing Catholic or Anglican.....	85	60	23	37	25	15
Practicing	86	66	33	33	20	14
Practicing Protestant .....	87	79	42	37	8	13
Practicing Catholic or Anglican.....	86	59	29	30	27	14
Other religions	75	58	23	35	17	25
<b>POLITICAL INCLINATION</b>						
Radical left-wing.....	-	-	-	-	-	-
The Greens / Labour Party (LAB).....	85	61	25	36	24	15
Lib Dems (*) .....	91	67	19	48	24	9
Tory.....	88	63	27	36	25	12
UKIP / BNP.....	83	60	23	37	23	17
Other party (e.g.: SNP/PC/UUP/DUP/SF/SDLP) .....	82	61	24	37	21	18
<b>LEGAL MARITAL STATUS</b>						
In a relationship	87	63	25	38	24	13
Married .....	88	66	27	39	22	12
Not married .....	84	58	23	35	26	16
Single	73	49	18	31	24	27
<b>PREVIOUS MARITAL STATUS</b>						
Has already been in a relationship	83	59	24	35	24	17
Living together .....	88	63	24	39	25	12
Not living together .....	76	58	30	28	18	24
Single previously in a relationship .....	73	46	18	28	27	27
Has never been in a relationship	74	71	17	54	3	26
<b>FOR HOW LONG HAS SHE BEEN IN THE CURRENT RELATIONSHIP</b>						
Less than a year .....	88	66	41	25	22	12
One to three years .....	86	55	18	37	31	14
Three to seven years .....	82	58	30	28	24	18
Seven to ten years .....	83	65	25	40	18	17
More than ten years.....	88	65	23	42	23	12
<b>SHARE OF HOUSEHOLD TASKS IN THE RELATIONSHIP</b>						
Much more than her partner .....	88	59	22	37	29	12
A bit more than her partner .....	93	71	25	46	22	7
More or less equal to her partner .....	86	68	30	38	18	14
Less than her partner (*) .....	86	57	13	44	29	14
<b>SEXUAL PREFERENCE</b>						
Heterosexual.....	84	61	24	37	23	16
Bisexual, lesbian (*).....	67	39	14	25	28	33

(\*) Less than 40 people: these results must be interpreted with caution due to the small number of individuals

## Reaching orgasm with a partner at least once in her life

### Had an orgasm at the same time as your partner

	TOTAL «YES»  (%)	«Yes, fairly regularly»  (%)	Yes, often  (%)	Yes, sometimes  (%)	«Yes, but rarely»  (%)	NO, NEVER  (%)
<b>ALL BRITISH WOMEN</b>	<b>83</b>	<b>59</b>	<b>23</b>	<b>36</b>	<b>24</b>	<b>17</b>
<b>HOMOSEXUAL INTERCOURSE AT ANY TIME IN THEIR LIFE</b>						
Never .....	83	60	24	36	23	17
At least once .....	82	52	19	33	30	18
<b>NUMBER OF SEXUAL PARTNERS TO DATE</b>						
None .....	-	-	-	-	-	-
At least one .....	83	59	23	36	24	17
One .....	78	62	22	40	16	22
2 to 3 .....	83	63	28	35	20	17
4 to 5 .....	85	59	21	38	26	15
6 to 10 .....	83	60	24	36	23	17
More than 10 .....	85	51	20	31	34	15
<b>FREQUENCY OF INTERCOURSE IN THE PAST MONTH</b>						
None .....	77	50	17	33	27	23
Less than once a week .....	84	61	21	40	23	16
1 to 2 times a week .....	92	73	35	38	19	8
2 to 3 times a week .....	85	67	30	37	18	15
More than 3 times a week (*) .....	88	58	23	35	30	12
<b>SATISFACTION WITH CURRENT LOVE LIFE</b>						
Very satisfied .....	87	70	37	33	17	13
Fairly satisfied .....	83	57	18	39	26	17
Not very or not at all satisfied .....	78	50	14	36	28	22
<b>SATISFACTION WITH CURRENT SEX LIFE</b>						
Very satisfied .....	88	71	36	35	17	12
Fairly satisfied .....	84	58	20	38	26	16
Not very or not at all satisfied .....	76	47	13	34	29	24
<b>FREQUENCY OF ORGASM</b>						
Has already had an orgasm .....	88	63	25	38	25	12
At least once a week .....	92	73	35	38	19	8
At least once a month .....	89	61	18	43	28	11
Less than once a month .....	81	49	9	40	32	19
Less often .....	83	54	19	35	29	17
Has never had an orgasm .....	9	3	3	-	6	91
<b>HAS ALREADY REACHED ORGASM IN HER LIFE</b>						
Yes .....	89	64	25	39	25	11
Often .....	93	76	37	39	17	7
Sometimes .....	91	52	4	48	39	9
Quite rarely .....	54	6	-	6	48	46
No .....	-	-	-	-	-	100
<b>MOST FREQUENT METHOD OF HAIR REMOVAL IN PUBIC REGION</b>						
None .....	83	60	24	36	23	17
The «American waxing» .....	76	50	17	33	26	24
The «bikini line» .....	83	56	19	37	27	17
The «French bikini wax / The «Brazilian wax» .....	87	77	36	41	10	13
The «landing strip» (*) .....	90	60	37	23	30	10
«Hollywood wax» .....	85	61	25	36	24	15
<b>BODY MASS INDEX</b>						
Thin .....	78	58	24	34	20	22
Normal .....	87	61	26	35	26	13
Overweight .....	83	62	23	39	21	17
Obese .....	83	53	18	35	30	17
<b>JUGDGEEMENT OF OWN BODY SHAPE</b>						
Not satisfied .....	77	52	14	38	25	23
Moderately satisfied .....	85	63	22	41	22	15
Fairly satisfied .....	86	58	26	32	28	14
Very satisfied .....	83	72	43	29	11	17
<b>REGION</b>						
North East/North West/Yorkshire/The Humber .....	83	62	29	33	21	17
Midlands .....	85	55	16	39	30	15
East of England .....	91	54	24	30	37	9
London .....	84	64	26	38	20	16
South of England .....	78	54	19	35	24	22
Wales / Scotland / Northern Ireland .....	82	65	25	40	17	18

(\*) Less than 40 people: these results must be interpreted with caution due to the small number of individuals

# Reaching orgasm with a partner at least once in her life

## Pretended to have an orgasm

	TOTAL «YES»  (%)	«Yes, fairly regularly»  (%)	Yes, often  (%)	Yes, sometimes  (%)	«Yes, but rarely»  (%)	NO, NEVER  (%)
<b>ALL BRITISH WOMEN</b>	<b>60</b>	<b>32</b>	<b>10</b>	<b>22</b>	<b>28</b>	<b>40</b>
<b>AGE OF INTERVIEWEE</b>						
Under 35 years	69	37	12	25	32	31
18 to 24 years.....	73	43	15	28	30	27
25 to 34 years.....	67	34	11	23	33	33
35 to 49 years	54	27	8	19	27	46
50 years or above	57	31	8	23	26	43
50 to 59 years.....	56	31	10	21	25	44
60 years and above .....	58	31	7	24	27	42
<b>LEVEL OF EDUCATION</b>						
Low .....	50	34	13	21	16	50
Average.....	63	33	9	24	30	37
High (under-graduate) .....	59	31	9	22	28	41
High (post-graduate) .....	65	31	11	20	34	35
<b>INTERVIEWEE'S EMPLOYMENT SITUATION</b>						
Active	60	34	10	24	26	40
White-collar .....	64	30	8	22	34	36
Blue-collar .....	58	36	12	24	22	42
Inactive	60	29	8	21	31	40
Retired .....	63	35	9	26	28	37
Housewife .....	57	22	7	15	35	43
Other party unemployed .....	58	25	9	16	33	42
<b>RELIGION</b>						
None	62	32	10	22	30	38
Non-practicing	61	34	9	25	27	39
Non-practicing Protestant .....	69	36	12	24	33	31
Non-practicing Catholic or Anglican.....	57	34	7	27	23	43
Practicing	61	31	8	23	30	39
Practicing Protestant .....	56	36	5	31	20	44
Practicing Catholic or Anglican.....	64	28	9	19	36	36
Other religions	57	26	9	17	31	43
<b>POLITICAL INCLINATION</b>						
Radical left-wing.....	-	-	-	-	-	-
The Greens / Labour Party (LAB).....	57	32	8	24	25	43
Lib Dems (*) .....	66	34	5	29	32	34
Tory.....	64	32	8	24	32	36
UKIP / BNP.....	70	40	19	21	30	30
Other party (e.g.: SNP/PC/UUP/DUP/SF/SDLP) .....	67	30	4	26	37	33
<b>LEGAL MARITAL STATUS</b>						
In a relationship	60	30	9	21	30	40
Married .....	58	29	7	22	29	42
Not married .....	62	31	11	20	31	38
Single	62	39	12	27	23	38
<b>PREVIOUS MARITAL STATUS</b>						
Has already been in a relationship	61	33	10	23	28	39
Living together .....	59	29	8	21	30	41
Not living together .....	64	32	10	22	32	36
Single previously in a relationship .....	64	41	13	28	23	36
Has never been in a relationship	44	19	7	12	25	56
<b>FOR HOW LONG HAS SHE BEEN IN THE CURRENT RELATIONSHIP</b>						
Less than a year .....	72	40	11	29	32	28
One to three years .....	77	46	7	39	31	23
Three to seven years .....	56	27	13	14	29	44
Seven to ten years .....	67	22	7	15	45	33
More than ten years.....	54	27	7	20	27	46
<b>SHARE OF HOUSEHOLD TASKS IN THE RELATIONSHIP</b>						
Much more than her partner .....	62	31	11	20	31	38
A bit more than her partner .....	61	33	6	27	28	39
More or less equal to her partner .....	51	24	6	18	27	49
Less than her partner (*) .....	55	28	4	24	27	45
<b>SEXUAL PREFERENCE</b>						
Heterosexual.....	59	30	8	22	29	41
Bisexual, lesbian (*).....	71	43	26	17	28	29

(\*) Less than 40 people: these results must be interpreted with caution due to the small number of individuals



## Reaching orgasm with a partner at least once in her life

### Pretended to have an orgasm









	TOTAL «YES»  (%)	«Yes, fairly regularly»  (%)	Yes, often  (%)	Yes, sometimes  (%)	«Yes, but rarely»  (%)	NO, NEVER  (%)
<b>ALL BRITISH WOMEN</b>	<b>60</b>	<b>32</b>	<b>10</b>	<b>22</b>	<b>28</b>	<b>40</b>
<b>HOMOSEXUAL INTERCOURSE AT ANY TIME IN THEIR LIFE</b>						
Never .....	58	30	8	22	28	42
At least once .....	77	50	23	27	27	23
<b>NUMBER OF SEXUAL PARTNERS TO DATE</b>						
None .....	-	-	-	-	-	-
At least one .....	60	32	10	22	28	40
One .....	49	29	10	19	20	51
2 to 3 .....	58	29	8	21	29	42
4 to 5 .....	57	30	8	22	27	43
6 to 10 .....	68	33	11	22	35	32
More than 10 .....	68	41	12	29	27	32
<b>FREQUENCY OF INTERCOURSE IN THE PAST MONTH</b>						
None .....	59	37	11	26	22	41
Less than once a week .....	62	31	6	25	31	38
1 to 2 times a week .....	60	27	11	16	33	40
2 to 3 times a week .....	56	22	7	15	34	44
More than 3 times a week (*) .....	67	31	10	21	36	33
<b>SATISFACTION WITH CURRENT LOVE LIFE</b>						
Very satisfied .....	50	26	9	17	24	50
Fairly satisfied .....	64	30	6	24	34	36
Not very or not at all satisfied .....	68	44	17	27	24	32
<b>SATISFACTION WITH CURRENT SEX LIFE</b>						
Very satisfied .....	50	26	8	18	24	50
Fairly satisfied .....	63	28	6	22	35	37
Not very or not at all satisfied .....	68	44	16	28	24	32
<b>FREQUENCY OF ORGASM</b>						
Has already had an orgasm .....	61	32	9	23	29	39
At least once a week .....	61	26	6	20	35	39
At least once a month .....	57	30	9	21	27	43
Less than once a month .....	64	39	17	22	25	36
Less often .....	65	42	12	30	23	35
Has never had an orgasm .....	38	26	14	12	12	62
<b>HAS ALREADY REACHED ORGASM IN HER LIFE</b>						
Yes .....	62	33	10	23	29	38
Often .....	56	24	5	19	32	44
Sometimes .....	74	46	18	28	28	26
Quite rarely .....	66	52	22	30	14	34
No .....	36	28	9	19	8	64
<b>MOST FREQUENT METHOD OF HAIR REMOVAL IN PUBIC REGION</b>						
None .....	55	29	5	24	26	45
The «American waxing» .....	54	26	15	11	28	46
The «bikini line» .....	57	30	11	19	27	43
The «French bikini wax / The «Brazilian wax» .....	62	36	12	24	26	38
The «landing strip» (*) .....	83	27	7	20	56	17
«Hollywood wax» .....	68	36	11	25	32	32
<b>BODY MASS INDEX</b>						
Thin .....	57	32	11	21	25	43
Normal .....	63	31	7	24	32	37
Overweight .....	52	25	5	20	27	48
Obese .....	60	37	16	21	23	40
<b>JUGDGEEMENT OF OWN BODY SHAPE</b>						
Not satisfied .....	65	40	15	25	25	35
Moderately satisfied .....	62	31	8	23	31	38
Fairly satisfied .....	55	28	6	22	27	45
Very satisfied .....	58	28	11	17	30	42
<b>REGION</b>						
North East/North West/Yorkshire/The Humber .....	61	32	11	21	29	39
Midlands .....	58	33	10	23	25	42
East of England .....	65	34	11	23	31	35
London .....	61	34	6	28	27	39
South of England .....	55	30	11	19	25	45
Wales / Scotland / Northern Ireland .....	64	32	8	24	32	36

(\*) Less than 40 people: these results must be interpreted with caution due to the small number of individuals

## Date of last sexual intercourse

Question : When did you last engage in sexual activity?

*Filter: individuals who have engaged in sexual activity*

	EUROPEAN UNION						NORTH AMERICA	
	ITALY  (%)	SPAIN  (%)	FRANCE  (%)	GERMANY  (%)	NETHERLANDS  (%)	UNITED KINGDOM  (%)	USA  (%)	CANADA  (%)
• Less than a year ago .....	81	87	80	84	82	74	75	74
• More than a year ago .....	19	13	20	16	18	26	25	26
TOTAL .....	100	100	100	100	100	100	100	100

## Date of last sexual intercourse

	Less than a year ago	More than a year ago
	(%)	(%)
<b>ALL BRITISH WOMEN</b>	<b>74</b>	<b>26</b>
<b>AGE OF INTERVIEWEE</b>		
<b>Under 35 years</b>	<b>86</b>	<b>14</b>
18 to 24 years.....	86	14
25 to 34 years.....	85	15
<b>35 to 49 years</b>	<b>79</b>	<b>21</b>
<b>50 years or above</b>	<b>60</b>	<b>40</b>
50 to 59 years.....	71	29
60 years and above .....	52	48
<b>LEVEL OF EDUCATION</b>		
Low .....	62	38
Average.....	76	24
High (under-graduate) .....	74	26
High (post-graduate) .....	80	20
<b>INTERVIEWEE'S EMPLOYMENT SITUATION</b>		
<b>Active</b>	<b>79</b>	<b>21</b>
White-collar .....	82	18
Blue-collar.....	77	23
<b>Inactive</b>	<b>64</b>	<b>36</b>
Retired .....	50	50
Housewife .....	78	22
Other party unemployed .....	72	28
<b>RELIGION</b>		
<b>None</b>	<b>79</b>	<b>21</b>
<b>Non-practicing</b>	<b>73</b>	<b>27</b>
Non-practicing Protestant .....	67	33
Non-practicing Catholic or Anglican.....	77	23
<b>Practicing</b>	<b>65</b>	<b>35</b>
Practicing Protestant .....	62	38
Practicing Catholic or Anglican.....	67	33
<b>Other religions</b>	<b>74</b>	<b>26</b>
<b>POLITICAL INCLINATION</b>		
Radical left-wing.....	-	-
The Greens / Labour Party (LAB).....	78	22
Lib Dems (*) .....	79	21
Tory.....	67	33
UKIP / BNP.....	77	23
Other party (e.g.: SNP/PC/UUP/DUP/SF/SDLP) .....	70	30
<b>LEGAL MARITAL STATUS</b>		
<b>In a relationship</b>	<b>87</b>	<b>13</b>
Married .....	85	15
Not married .....	91	9
<b>Single</b>	<b>36</b>	<b>64</b>
<b>PREVIOUS MARITAL STATUS</b>		
<b>Has already been in a relationship</b>	<b>76</b>	<b>24</b>
Living together .....	87	13
Not living together .....	91	9
Single previously in a relationship .....	38	62
<b>Has never been in a relationship</b>	<b>23</b>	<b>77</b>
<b>FOR HOW LONG HAS SHE BEEN IN THE CURRENT RELATIONSHIP</b>		
Less than a year .....	94	6
One to three years .....	98	2
Three to seven years .....	95	5
Seven to ten years.....	85	15
More than ten years.....	83	17
<b>SHARE OF HOUSEHOLD TASKS IN THE RELATIONSHIP</b>		
Much more than her partner.....	85	15
A bit more than her partner .....	94	6
More or less equal to her partner.....	87	13
Less than her partner (*) .....	82	18
<b>SEXUAL PREFERENCE</b>		
Heterosexual.....	74	26
Bisexual, lesbian (*).....	86	14

(\*) Less than 40 people: these results must be interpreted with caution due to the small number of individuals









## Date of last sexual intercourse

	Less than a year ago	More than a year ago
	(%)	(%)
<b>ALL BRITISH WOMEN</b>	<b>74</b>	<b>26</b>
<b>HOMOSEXUAL INTERCOURSE AT ANY TIME IN THEIR LIFE</b>		
Never .....	73	27
At least once .....	84	16
<b>NUMBER OF SEXUAL PARTNERS TO DATE</b>		
None	-	-
At least one	<b>74</b>	<b>26</b>
One .....	73	27
2 to 3 .....	71	29
4 to 5 .....	73	27
6 to 10 .....	77	23
More than 10 .....	77	23
<b>FREQUENCY OF INTERCOURSE IN THE PAST MONTH</b>		
None .....	39	61
Less than once a week .....	96	4
1 to 2 times a week .....	97	3
2 to 3 times a week .....	98	2
More than 3 times a week (*) .....	97	3
<b>SATISFACTION WITH CURRENT LOVE LIFE</b>		
Very satisfied .....	84	16
Fairly satisfied .....	81	19
Not very or not at all satisfied .....	49	51
<b>SATISFACTION WITH CURRENT SEX LIFE</b>		
Very satisfied .....	82	18
Fairly satisfied .....	84	16
Not very or not at all satisfied .....	50	50
<b>FREQUENCY OF ORGASM</b>		
<b>Has already had an orgasm</b>	<b>76</b>	<b>24</b>
At least once a week .....	93	7
At least once a month .....	89	11
Less than once a month .....	96	4
Less often .....	36	64
<b>Has never had an orgasm</b>	<b>48</b>	<b>52</b>
<b>HAS ALREADY REACHED ORGASM IN HER LIFE</b>		
<b>Yes</b>	<b>76</b>	<b>24</b>
Often .....	83	17
Sometimes .....	67	33
Quite rarely .....	50	50
<b>No</b>	<b>50</b>	<b>50</b>
<b>MOST FREQUENT METHOD OF HAIR REMOVAL IN PUBIC REGION</b>		
None .....	61	39
The «American waxing» .....	76	24
The «bikini line» .....	77	23
The «French bikini wax / The «Brazilian wax» .....	89	11
The «landing strip» (*) .....	89	11
«Hollywood wax» .....	80	20
<b>BODY MASS INDEX</b>		
Thin .....	77	23
Normal .....	73	27
Overweight .....	77	23
Obese .....	68	32
<b>JUGDGEEMENT OF OWN BODY SHAPE</b>		
Not satisfied .....	64	36
Moderately satisfied .....	75	25
Fairly satisfied .....	81	19
Very satisfied .....	72	28
<b>REGION</b>		
North East/North West/Yorkshire/The Humber .....	72	28
Midlands .....	86	14
East of England .....	73	27
London .....	75	25
South of England .....	72	28
Wales / Scotland / Northern Ireland .....	70	30

(\*) Less than 40 people: these results must be interpreted with caution due to the small number of individuals

## Difficulties in reaching orgasm

Question : More broadly, during the past 12 months, have you experienced problems reaching orgasm?

	EUROPEAN UNION						NORTH AMERICA	
	ITALY	SPAIN	FRANCE	GERMANY	NETHERLANDS	UNITED KINGDOM	USA	CANADA
	 (%)	 (%)	 (%)	 (%)	 (%)	 (%)	 (%)	 (%)
<i>Filter: individuals who engaged in sexual activity less than a year ago</i>								
<b>TOTAL « YES »</b>	<b>80</b>	<b>75</b>	<b>84</b>	<b>77</b>	<b>64</b>	<b>72</b>	<b>78</b>	<b>76</b>
• «Yes, fairly regularly»	46	40	49	42	28	41	44	46
- Often .....	12	8	12	10	5	9	15	12
- Sometimes .....	34	32	37	32	23	32	29	34
- Rarely .....	34	35	35	35	36	31	34	30
<b>NEVER .....</b>	<b>20</b>	<b>25</b>	<b>16</b>	<b>23</b>	<b>36</b>	<b>28</b>	<b>22</b>	<b>24</b>
<b>TOTAL.....</b>	<b>100</b>	<b>100</b>	<b>100</b>	<b>100</b>	<b>100</b>	<b>100</b>	<b>100</b>	<b>100</b>

## Difficulties in reaching orgasm

	TOTAL «YES»  (%)	«Yes, fairly regularly»  (%)	Often  (%)	Sometimes  (%)	Rarely  (%)	NEVER  (%)
<b>ALL BRITISH WOMEN</b>	<b>72</b>	<b>41</b>	<b>9</b>	<b>32</b>	<b>31</b>	<b>28</b>
<b>AGE OF INTERVIEWEE</b>						
Under 35 years	74	44	10	34	30	26
18 to 24 years.....	70	46	9	37	24	30
25 to 34 years.....	76	41	10	31	35	24
35 to 49 years	65	34	10	24	31	35
50 years or above	76	44	7	37	32	24
50 to 59 years.....	76	47	8	39	29	24
60 years and above .....	75	41	6	35	34	25
<b>LEVEL OF EDUCATION</b>						
Low .....	67	43	13	30	24	33
Average.....	72	41	7	34	31	28
High (under-graduate) .....	73	39	10	29	34	27
High (post-graduate) .....	70	47	9	38	23	30
<b>INTERVIEWEE'S EMPLOYMENT SITUATION</b>						
Active	71	42	10	32	29	29
White-collar .....	70	43	14	29	27	30
Blue-collar .....	72	42	8	34	30	28
Inactive	73	36	6	30	37	27
Retired .....	76	46	5	41	30	24
Housewife .....	70	29	7	22	41	30
Other party unemployed .....	75	37	9	28	38	25
<b>RELIGION</b>						
None	77	39	9	30	38	23
Non-practicing	70	41	9	32	29	30
Non-practicing Protestant .....	73	36	6	30	37	27
Non-practicing Catholic or Anglican.....	69	45	12	33	24	31
Practicing	70	45	11	34	25	30
Practicing Protestant .....	83	46	12	34	37	17
Practicing Catholic or Anglican.....	64	45	10	35	19	36
Other religions	65	36	10	26	29	35
<b>POLITICAL INCLINATION</b>						
Radical left-wing.....	-	-	-	-	-	-
The Greens / Labour Party (LAB).....	72	42	11	31	30	28
Lib Dems (*) .....	85	47	9	38	38	15
Tory.....	70	37	5	32	33	30
UKIP / BNP.....	71	38	11	27	33	29
Other party (e.g.: SNP/PC/UUP/DUP/SF/SDLP) .....	69	55	9	46	14	31
<b>LEGAL MARITAL STATUS</b>						
In a relationship	72	41	9	32	31	28
Married .....	70	41	12	29	29	30
Not married .....	75	41	6	35	34	25
Single	68	40	9	31	28	32
<b>PREVIOUS MARITAL STATUS</b>						
Has already been in a relationship	72	41	9	32	31	28
Living together .....	72	41	9	32	31	28
Not living together .....	76	42	11	31	34	24
Single previously in a relationship .....	71	40	9	31	31	29
Has never been in a relationship	28	28	-	28	-	72
<b>FOR HOW LONG HAS SHE BEEN IN THE CURRENT RELATIONSHIP</b>						
Less than a year .....	81	59	15	44	22	19
One to three years .....	70	43	6	37	27	30
Three to seven years .....	70	37	10	27	33	30
Seven to ten years.....	70	38	5	33	32	30
More than ten years.....	72	39	9	30	33	28
<b>SHARE OF HOUSEHOLD TASKS IN THE RELATIONSHIP</b>						
Much more than her partner.....	75	41	8	33	34	25
A bit more than her partner .....	74	42	6	36	32	26
More or less equal to her partner.....	67	40	12	28	27	33
Less than her partner (*) .....	55	38	13	25	17	45
<b>SEXUAL PREFERENCE</b>						
Heterosexual.....	70	40	9	31	30	30
Bisexual, lesbian (*).....	89	54	17	37	35	11

(\*) Less than 40 people: these results must be interpreted with caution due to the small number of individuals

## Difficulties in reaching orgasm

	TOTAL «YES»  (%)	«Yes, fairly regularly»  (%)	Often  (%)	Sometimes  (%)	Rarely  (%)	NEVER  (%)
<b>ALL BRITISH WOMEN</b>	<b>72</b>	<b>41</b>	<b>9</b>	<b>32</b>	<b>31</b>	<b>28</b>
<b>HOMOSEXUAL INTERCOURSE AT ANY TIME IN THEIR LIFE</b>						
Never .....	70	40	9	31	30	30
At least once .....	83	47	13	34	36	17
<b>NUMBER OF SEXUAL PARTNERS TO DATE</b>						
None .....	-	-	-	-	-	-
At least one .....	72	41	9	32	31	28
One .....	68	41	8	33	27	32
2 to 3 .....	75	41	9	32	34	25
4 to 5 .....	73	42	11	31	31	27
6 to 10 .....	71	42	7	35	29	29
More than 10 .....	68	36	10	26	32	32
<b>FREQUENCY OF INTERCOURSE IN THE PAST MONTH</b>						
None .....	66	37	7	30	29	34
Less than once a week .....	77	47	6	41	30	23
1 to 2 times a week .....	70	39	13	26	31	30
2 to 3 times a week .....	66	37	13	24	29	34
More than 3 times a week (*) .....	81	39	9	30	42	19
<b>SATISFACTION WITH CURRENT LOVE LIFE</b>						
Very satisfied .....	62	26	8	18	36	38
Fairly satisfied .....	77	50	9	41	27	23
Not very or not at all satisfied .....	79	52	13	39	27	21
<b>SATISFACTION WITH CURRENT SEX LIFE</b>						
Very satisfied .....	60	26	8	18	34	40
Fairly satisfied .....	80	50	8	42	30	20
Not very or not at all satisfied .....	77	50	14	36	27	23
<b>FREQUENCY OF ORGASM</b>						
Has already had an orgasm .....	72	40	7	33	32	28
At least once a week .....	67	29	5	24	38	33
At least once a month .....	74	42	3	39	32	26
Less than once a month .....	72	48	7	41	24	28
Less often .....	85	71	23	48	14	15
Has never had an orgasm .....	72	67	62	5	5	28
<b>HAS ALREADY REACHED ORGASM IN HER LIFE</b>						
Yes .....	72	40	7	33	32	28
Often .....	65	28	5	23	37	35
Sometimes .....	87	63	7	56	24	13
Quite rarely .....	98	85	27	58	13	2
No .....	68	64	59	5	4	32
<b>MOST FREQUENT METHOD OF HAIR REMOVAL IN PUBIC REGION</b>						
None .....	75	38	6	32	37	25
The «American waxing» .....	68	42	10	32	26	32
The «bikini line» .....	70	39	11	28	31	30
The «French bikini wax / The «Brazilian wax» .....	76	40	11	29	36	24
The «landing strip» (*) .....	86	53	3	50	33	14
«Hollywood wax» .....	70	38	11	27	32	30
<b>BODY MASS INDEX</b>						
Thin .....	71	42	10	32	29	29
Normal .....	71	38	9	29	33	29
Overweight .....	72	38	7	31	34	28
Obese .....	79	49	6	43	30	21
<b>JUGDGEEMENT OF OWN BODY SHAPE</b>						
Not satisfied .....	79	49	12	37	30	21
Moderately satisfied .....	71	41	9	32	30	29
Fairly satisfied .....	71	38	7	31	33	29
Very satisfied .....	53	28	11	17	25	47
<b>REGION</b>						
North East/North West/Yorkshire/The Humber .....	71	40	10	30	31	29
Midlands .....	75	47	8	39	28	25
East of England .....	73	44	13	31	29	27
London .....	64	42	11	31	22	36
South of England .....	73	33	6	27	40	27
Wales / Scotland / Northern Ireland .....	73	42	10	32	31	27

(\*) Less than 40 people: these results must be interpreted with caution due to the small number of individuals

- *B* -









## *Orgasm and the partner*



# Reaching orgasm with their current partner

Question : With your current partner, have you ever...?

Filter: Women in a relationship

ITALY	SPAIN	FRANCE	GERMANY	NETHERLANDS	UNITED KINGDOM	USA	CANADA
							
(%)	(%)	(%)	(%)	(%)	(%)	(%)	(%)

• Had an orgasm								
<b>TOTAL « YES »</b>	<b>97</b>	<b>97</b>	<b>93</b>	<b>97</b>	<b>97</b>	<b>94</b>	<b>95</b>	<b>93</b>
<i>«Yes, fairly regularly» .....</i>	<i>92</i>	<i>94</i>	<i>86</i>	<i>91</i>	<i>92</i>	<i>87</i>	<i>89</i>	<i>84</i>
- Yes, often .....	69	71	61	67	77	66	69	63
- Yes, sometimes .....	23	23	25	24	15	21	20	21
- Yes, but rarely .....	5	3	7	6	5	7	6	9
<b>No, never .....</b>	<b>3</b>	<b>3</b>	<b>7</b>	<b>3</b>	<b>3</b>	<b>6</b>	<b>5</b>	<b>7</b>

• Had an orgasm at the same time as your partner								
<b>TOTAL « YES »</b>	<b>89</b>	<b>89</b>	<b>82</b>	<b>88</b>	<b>83</b>	<b>85</b>	<b>87</b>	<b>82</b>
<i>«Yes, fairly regularly» .....</i>	<i>73</i>	<i>71</i>	<i>64</i>	<i>69</i>	<i>64</i>	<i>64</i>	<i>69</i>	<i>60</i>
- Yes, often .....	34	31	28	34	27	27	35	30
- Yes, sometimes .....	39	40	36	35	37	37	34	30
- Yes, but rarely .....	16	18	18	19	19	21	18	22
<b>No, never .....</b>	<b>11</b>	<b>11</b>	<b>18</b>	<b>12</b>	<b>17</b>	<b>15</b>	<b>13</b>	<b>18</b>

• Pretended to have an orgasm								
<b>TOTAL « YES »</b>	<b>46</b>	<b>41</b>	<b>56</b>	<b>54</b>	<b>39</b>	<b>50</b>	<b>57</b>	<b>47</b>
<i>«Yes, fairly regularly» .....</i>	<i>25</i>	<i>19</i>	<i>31</i>	<i>24</i>	<i>18</i>	<i>25</i>	<i>29</i>	<i>22</i>
- Yes, often .....	7	5	7	6	5	6	10	7
- Yes, sometimes .....	18	14	24	18	13	19	19	15
- Yes, but rarely .....	21	22	25	30	21	25	28	25
<b>No, never .....</b>	<b>54</b>	<b>59</b>	<b>44</b>	<b>46</b>	<b>61</b>	<b>50</b>	<b>43</b>	<b>53</b>

## Reaching orgasm with current partner

### Had an orgasm

	TOTAL «YES» (%)	«Yes, fairly regularly» (%)	Yes, often (%)	Yes, sometimes (%)	«Yes, but rarely» (%)	NO, NEVER (%)
<b>ALL BRITISH WOMEN</b>	<b>94</b>	<b>87</b>	<b>66</b>	<b>21</b>	<b>7</b>	<b>6</b>
<b>AGE OF INTERVIEWEE</b>						
Under 35 years	93	86	65	21	7	7
18 to 24 years.....	91	83	55	28	8	9
25 to 34 years.....	94	88	71	17	6	6
35 to 49 years	92	87	68	19	5	8
50 years or above	96	88	65	23	8	4
50 to 59 years.....	93	87	66	21	6	7
60 years and above .....	99	90	65	25	9	1
<b>LEVEL OF EDUCATION</b>						
Low .....	95	86	55	31	9	5
Average.....	95	89	68	21	6	5
High (under-graduate) .....	92	87	68	19	5	8
High (post-graduate) .....	96	83	67	16	13	4
<b>INTERVIEWEE'S EMPLOYMENT SITUATION</b>						
Active	94	89	68	21	5	6
White-collar .....	92	84	74	10	8	8
Blue-collar .....	95	91	63	28	4	5
Inactive	94	85	64	21	9	6
Retired .....	97	85	59	26	12	3
Housewife .....	91	84	64	20	7	9
Other party unemployed .....	91	86	83	3	5	9
<b>RELIGION</b>						
None	93	86	68	18	7	7
Non-practicing	96	90	69	21	6	4
Non-practicing Protestant .....	95	86	60	26	9	5
Non-practicing Catholic or Anglican.....	96	92	75	17	4	4
Practicing	96	92	68	24	4	4
Practicing Protestant .....	97	94	62	32	3	3
Practicing Catholic or Anglican.....	96	91	72	19	5	4
Other religions	85	82	66	16	3	15
<b>POLITICAL INCLINATION</b>						
Radical left-wing.....	-	-	-	-	-	-
The Greens / Labour Party (LAB).....	96	92	74	18	4	4
Lib Dems (*) .....	96	88	74	14	8	4
Tory.....	95	89	68	21	6	5
UKIP / BNP.....	94	89	64	25	5	6
Other party (e.g.: SNP/PC/UUP/DUP/SF/SDLP) .....	97	86	53	33	11	3
<b>LEGAL MARITAL STATUS</b>						
In a relationship	94	87	66	21	7	6
Married .....	95	89	69	20	6	5
Not married .....	92	85	63	22	7	8
Single	-	-	-	-	-	-
<b>PREVIOUS MARITAL STATUS</b>						
Has already been in a relationship	94	87	66	21	7	6
Living together .....	95	89	67	22	6	5
Not living together .....	86	77	62	15	9	14
Single previously in a relationship .....	-	-	-	-	-	-
Has never been in a relationship	-	-	-	-	-	-
<b>FOR HOW LONG HAS SHE BEEN IN THE CURRENT RELATIONSHIP</b>						
Less than a year .....	93	93	71	22	-	7
One to three years .....	93	82	68	14	11	7
Three to seven years .....	94	87	64	23	7	6
Seven to ten years .....	91	88	73	15	3	9
More than ten years.....	94	87	65	22	7	6
<b>SHARE OF HOUSEHOLD TASKS IN THE RELATIONSHIP</b>						
Much more than her partner .....	94	88	67	21	6	6
A bit more than her partner .....	98	95	64	31	3	2
More or less equal to her partner .....	96	89	71	18	7	4
Less than her partner (*) .....	96	81	66	15	15	4
<b>SEXUAL PREFERENCE</b>						
Heterosexual.....	94	88	67	21	6	6
Bisexual, lesbian (*).....	97	84	57	27	13	3

(\*) Less than 40 people: these results must be interpreted with caution due to the small number of individuals

## Reaching orgasm with current partner

### Had an orgasm

	TOTAL «YES»  (%)	«Yes, fairly regularly»  (%)	Yes, often  (%)	Yes, sometimes  (%)	«Yes, but rarely»  (%)	NO, NEVER  (%)
<b>ALL BRITISH WOMEN</b>	<b>94</b>	<b>87</b>	<b>66</b>	<b>21</b>	<b>7</b>	<b>6</b>
<b>HOMOSEXUAL INTERCOURSE AT ANY TIME IN THEIR LIFE</b>						
Never .....	94	88	66	22	6	6
At least once .....	100	88	75	13	12	-
<b>NUMBER OF SEXUAL PARTNERS TO DATE</b>						
None .....	34	34	15	19	-	66
At least one .....	94	87	66	21	7	6
One .....	91	85	62	23	6	9
2 to 3 .....	96	90	67	23	6	4
4 to 5 .....	95	88	64	24	7	5
6 to 10 .....	94	89	72	17	5	6
More than 10 .....	95	86	69	17	9	5
<b>FREQUENCY OF INTERCOURSE IN THE PAST MONTH</b>						
None .....	89	72	50	22	17	11
Less than once a week .....	96	89	67	22	7	4
1 to 2 times a week .....	95	95	73	22	-	5
2 to 3 times a week .....	92	92	76	16	-	8
More than 3 times a week (*) .....	100	94	74	20	6	-
<b>SATISFACTION WITH CURRENT LOVE LIFE</b>						
Very satisfied .....	94	90	77	13	4	6
Fairly satisfied .....	93	88	61	27	5	7
Not very or not at all satisfied .....	93	76	52	24	17	7
<b>SATISFACTION WITH CURRENT SEX LIFE</b>						
Very satisfied .....	96	93	79	14	3	4
Fairly satisfied .....	94	89	65	24	5	6
Not very or not at all satisfied .....	92	74	48	26	18	8
<b>FREQUENCY OF ORGASM</b>						
Has already had an orgasm .....	98	92	70	22	6	2
At least once a week .....	99	98	87	11	1	1
At least once a month .....	98	92	63	29	6	2
Less than once a month .....	97	85	60	25	12	3
Less often .....	96	80	40	40	16	4
Has never had an orgasm .....	24	9	9	-	15	76
<b>HAS ALREADY REACHED ORGASM IN HER LIFE</b>						
Yes .....	99	92	70	22	7	1
Often .....	100	100	97	3	-	-
Sometimes .....	99	93	14	79	6	1
Quite rarely .....	92	22	9	13	70	8
No .....	6	-	-	-	6	94
<b>MOST FREQUENT METHOD OF HAIR REMOVAL IN PUBIC REGION</b>						
None .....	94	86	65	21	8	6
The «American waxing» .....	87	85	62	23	2	13
The «bikini line» .....	94	87	65	22	7	6
The «French bikini wax / The «Brazilian wax» .....	100	95	82	13	5	-
The «landing strip» (*) .....	96	91	70	21	5	4
«Hollywood wax» .....	95	90	66	24	5	5
<b>BODY MASS INDEX</b>						
Thin .....	90	83	73	10	7	10
Normal .....	93	89	70	19	4	7
Overweight .....	96	88	63	25	8	4
Obese .....	96	86	66	20	10	4
<b>JUGDGEEMENT OF OWN BODY SHAPE</b>						
Not satisfied .....	93	81	53	28	12	7
Moderately satisfied .....	93	88	64	24	5	7
Fairly satisfied .....	96	91	75	16	5	4
Very satisfied .....	88	86	74	12	2	12
<b>REGION</b>						
North East/North West/Yorkshire/The Humber .....	93	87	64	23	6	7
Midlands .....	89	80	58	22	9	11
East of England .....	98	93	70	23	5	2
London .....	95	89	70	19	6	5
South of England .....	92	88	68	20	4	8
Wales / Scotland / Northern Ireland .....	99	88	70	18	11	1

(\*) Less than 40 people: these results must be interpreted with caution due to the small number of individuals

## Reaching orgasm with current partner

### Had an orgasm at the same time as your partner

	TOTAL «YES» (%)	«Yes, fairly regularly» (%)	Yes, often (%)	Yes, sometimes (%)	«Yes, but rarely» (%)	NO, NEVER (%)
<b>ALL BRITISH WOMEN</b>	<b>85</b>	<b>64</b>	<b>27</b>	<b>37</b>	<b>21</b>	<b>15</b>
<b>AGE OF INTERVIEWEE</b>						
Under 35 years	84	59	26	33	25	16
18 to 24 years.....	81	56	28	28	25	19
25 to 34 years.....	85	61	25	36	24	15
35 to 49 years	86	65	29	36	21	14
50 years or above	85	67	25	42	18	15
50 to 59 years.....	82	65	21	44	17	18
60 years and above .....	87	69	28	41	18	13
<b>LEVEL OF EDUCATION</b>						
Low .....	83	58	21	37	25	17
Average.....	87	67	31	36	20	13
High (under-graduate) .....	83	62	23	39	21	17
High (post-graduate) .....	87	66	34	32	21	13
<b>INTERVIEWEE'S EMPLOYMENT SITUATION</b>						
Active	86	64	29	35	22	14
White-collar .....	87	66	32	34	21	13
Blue-collar .....	86	63	27	36	23	14
Inactive	82	63	22	41	19	18
Retired .....	83	63	23	40	20	17
Housewife .....	80	60	20	40	20	20
Other party unemployed .....	86	77	26	51	9	14
<b>RELIGION</b>						
None	85	62	21	41	23	15
Non-practicing	86	65	29	36	21	14
Non-practicing Protestant .....	87	65	27	38	22	13
Non-practicing Catholic or Anglican.....	85	65	30	35	20	15
Practicing	90	71	39	32	19	10
Practicing Protestant .....	94	88	38	50	6	6
Practicing Catholic or Anglican.....	88	62	39	23	26	12
Other religions	74	58	27	31	16	26
<b>POLITICAL INCLINATION</b>						
Radical left-wing.....	-	-	-	-	-	-
The Greens / Labour Party (LAB).....	88	65	27	38	23	12
Lib Dems (*) .....	93	80	31	49	13	7
Tory.....	86	62	29	33	24	14
UKIP / BNP.....	88	68	30	38	20	12
Other party (e.g.: SNP/PC/UUP/DUP/SF/SDLP) .....	81	66	30	36	15	19
<b>LEGAL MARITAL STATUS</b>						
In a relationship	85	64	27	37	21	15
Married .....	87	67	28	39	20	13
Not married .....	81	59	25	34	22	19
Single	-	-	-	-	-	-
<b>PREVIOUS MARITAL STATUS</b>						
Has already been in a relationship	85	64	27	37	21	15
Living together .....	87	65	26	39	22	13
Not living together .....	73	57	29	28	16	27
Single previously in a relationship .....	-	-	-	-	-	-
Has never been in a relationship	-	-	-	-	-	-
<b>FOR HOW LONG HAS SHE BEEN IN THE CURRENT RELATIONSHIP</b>						
Less than a year .....	86	73	43	30	13	14
One to three years .....	88	53	27	26	35	12
Three to seven years .....	79	60	29	31	19	21
Seven to ten years .....	78	60	22	38	18	22
More than ten years.....	87	66	24	42	21	13
<b>SHARE OF HOUSEHOLD TASKS IN THE RELATIONSHIP</b>						
Much more than her partner .....	86	61	24	37	25	14
A bit more than her partner .....	91	71	25	46	20	9
More or less equal to her partner .....	86	68	31	37	18	14
Less than her partner (*) .....	82	59	22	37	23	18
<b>SEXUAL PREFERENCE</b>						
Heterosexual.....	85	65	26	39	20	15
Bisexual, lesbian (*).....	75	47	23	24	28	25

(\*) Less than 40 people: these results must be interpreted with caution due to the small number of individuals

## Reaching orgasm with current partner

### Had an orgasm at the same time as your partner

	TOTAL «YES»  (%)	«Yes, fairly regularly»  (%)	Yes, often  (%)	Yes, sometimes  (%)	«Yes, but rarely»  (%)	NO, NEVER  (%)
<b>ALL BRITISH WOMEN</b>	<b>85</b>	<b>64</b>	<b>27</b>	<b>37</b>	<b>21</b>	<b>15</b>
<b>HOMOSEXUAL INTERCOURSE AT ANY TIME IN THEIR LIFE</b>						
Never .....	85	65	27	38	20	15
At least once .....	91	58	23	35	33	9
<b>NUMBER OF SEXUAL PARTNERS TO DATE</b>						
None .....	34	34	15	19	-	66
At least one .....	85	64	27	37	21	15
One .....	80	64	24	40	16	20
2 to 3 .....	86	68	31	37	18	14
4 to 5 .....	89	66	25	41	23	11
6 to 10 .....	88	67	30	37	21	12
More than 10 .....	82	51	21	30	31	18
<b>FREQUENCY OF INTERCOURSE IN THE PAST MONTH</b>						
None .....	78	47	16	31	31	22
Less than once a week .....	83	65	25	40	18	17
1 to 2 times a week .....	92	76	38	38	16	8
2 to 3 times a week .....	83	69	31	38	14	17
More than 3 times a week (*) .....	92	63	27	36	29	8
<b>SATISFACTION WITH CURRENT LOVE LIFE</b>						
Very satisfied .....	88	73	39	34	15	12
Fairly satisfied .....	83	59	18	41	24	17
Not very or not at all satisfied .....	81	53	20	33	28	19
<b>SATISFACTION WITH CURRENT SEX LIFE</b>						
Very satisfied .....	90	75	38	37	15	10
Fairly satisfied .....	84	61	21	40	23	16
Not very or not at all satisfied .....	79	48	14	34	31	21
<b>FREQUENCY OF ORGASM</b>						
Has already had an orgasm .....	89	67	28	39	22	11
At least once a week .....	94	77	39	38	17	6
At least once a month .....	87	65	20	45	22	13
Less than once a month .....	82	55	15	40	27	18
Less often .....	82	51	16	35	31	18
Has never had an orgasm .....	21	9	9	-	12	79
<b>HAS ALREADY REACHED ORGASM IN HER LIFE</b>						
Yes .....	89	67	28	39	22	11
Often .....	93	78	38	40	15	7
Sometimes .....	89	54	7	47	35	11
Quite rarely .....	53	9	6	3	44	47
No .....	6	-	-	-	6	94
<b>MOST FREQUENT METHOD OF HAIR REMOVAL IN PUBIC REGION</b>						
None .....	83	66	29	37	17	17
The «American waxing» .....	78	54	19	35	24	22
The «bikini line» .....	85	61	20	41	24	15
The «French bikini wax / The «Brazilian wax» .....	93	87	49	38	6	7
The «landing strip» (*) .....	88	57	40	17	31	12
«Hollywood wax» .....	89	62	26	36	27	11
<b>BODY MASS INDEX</b>						
Thin .....	83	65	35	30	18	17
Normal .....	85	62	27	35	23	15
Overweight .....	85	65	26	39	20	15
Obese .....	86	62	24	38	24	14
<b>JUGDGEEMENT OF OWN BODY SHAPE</b>						
Not satisfied .....	83	57	21	36	26	17
Moderately satisfied .....	84	66	25	41	18	16
Fairly satisfied .....	88	62	27	35	26	12
Very satisfied .....	81	78	42	36	3	19
<b>REGION</b>						
North East/North West/Yorkshire/The Humber .....	86	66	31	35	20	14
Midlands .....	83	58	18	40	25	17
East of England .....	89	63	35	28	26	11
London .....	84	60	22	38	24	16
South of England .....	81	61	25	36	20	19
Wales / Scotland / Northern Ireland .....	88	73	30	43	15	12

(\*) Less than 40 people: these results must be interpreted with caution due to the small number of individuals

## Reaching orgasm with current partner

### Pretended to have an orgasm

	TOTAL «YES» (%)	«Yes, fairly regularly» (%)	Yes, often (%)	Yes, sometimes (%)	«Yes, but rarely» (%)	NO, NEVER (%)
<b>ALL BRITISH WOMEN</b>	<b>50</b>	<b>25</b>	<b>6</b>	<b>19</b>	<b>25</b>	<b>50</b>
<b>AGE OF INTERVIEWEE</b>						
Under 35 years	56	27	8	19	29	44
18 to 24 years.....	56	32	10	22	24	44
25 to 34 years.....	55	23	6	17	32	45
35 to 49 years	48	26	4	22	22	52
50 years or above	48	24	8	16	24	52
50 to 59 years.....	49	21	10	11	28	51
60 years and above .....	47	26	6	20	21	53
<b>LEVEL OF EDUCATION</b>						
Low .....	44	35	13	22	9	56
Average.....	50	26	7	19	24	50
High (under-graduate) .....	51	21	4	17	30	49
High (post-graduate) .....	61	32	8	24	29	39
<b>INTERVIEWEE'S EMPLOYMENT SITUATION</b>						
Active	52	27	6	21	25	48
White-collar .....	55	26	7	19	29	45
Blue-collar .....	51	29	6	23	22	49
Inactive	46	21	7	14	25	54
Retired .....	52	28	9	19	24	48
Housewife .....	42	14	5	9	28	58
Other party unemployed .....	39	20	5	15	19	61
<b>RELIGION</b>						
None	49	25	6	19	24	51
Non-practicing	55	30	8	22	25	45
Non-practicing Protestant .....	63	31	9	22	32	37
Non-practicing Catholic or Anglican.....	49	28	6	22	21	51
Practicing	52	21	7	14	31	48
Practicing Protestant .....	40	14	3	11	26	60
Practicing Catholic or Anglican.....	58	24	8	16	34	42
Other religions	43	18	4	14	25	57
<b>POLITICAL INCLINATION</b>						
Radical left-wing.....	-	-	-	-	-	-
The Greens / Labour Party (LAB).....	49	27	6	21	22	51
Lib Dems (*) .....	42	19	5	14	23	58
Tory.....	55	23	6	17	32	45
UKIP / BNP.....	62	32	13	19	30	38
Other party (e.g.: SNP/PC/UUP/DUP/SF/SDLP) .....	66	28	13	15	38	34
<b>LEGAL MARITAL STATUS</b>						
In a relationship	50	25	6	19	25	50
Married .....	54	26	7	19	28	46
Not married .....	46	25	6	19	21	54
Single	-	-	-	-	-	-
<b>PREVIOUS MARITAL STATUS</b>						
Has already been in a relationship	50	25	6	19	25	50
Living together .....	52	26	7	19	26	48
Not living together .....	42	24	4	20	18	58
Single previously in a relationship .....	-	-	-	-	-	-
Has never been in a relationship	-	-	-	-	-	-
<b>FOR HOW LONG HAS SHE BEEN IN THE CURRENT RELATIONSHIP</b>						
Less than a year .....	44	28	6	22	16	56
One to three years .....	63	32	7	25	31	37
Three to seven years .....	48	25	6	19	23	52
Seven to ten years .....	59	16	4	12	43	41
More than ten years.....	49	25	7	18	24	51
<b>SHARE OF HOUSEHOLD TASKS IN THE RELATIONSHIP</b>						
Much more than her partner .....	56	28	9	19	28	44
A bit more than her partner .....	54	28	3	25	26	46
More or less equal to her partner .....	47	21	6	15	26	53
Less than her partner (*) .....	41	21	7	14	20	59
<b>SEXUAL PREFERENCE</b>						
Heterosexual.....	49	23	5	18	26	51
Bisexual, lesbian (*).....	70	46	24	22	24	30

(\*) Less than 40 people: these results must be interpreted with caution due to the small number of individuals

## Reaching orgasm with current partner

### Pretended to have an orgasm









	TOTAL «YES»  (%)	«Yes, fairly regularly»  (%)	Yes, often  (%)	Yes, sometimes  (%)	«Yes, but rarely»  (%)	NO, NEVER  (%)
<b>ALL BRITISH WOMEN</b>	<b>50</b>	<b>25</b>	<b>6</b>	<b>19</b>	<b>25</b>	<b>50</b>
<b>HOMOSEXUAL INTERCOURSE AT ANY TIME IN THEIR LIFE</b>						
Never .....	49	24	6	18	25	51
At least once .....	70	40	13	27	30	30
<b>NUMBER OF SEXUAL PARTNERS TO DATE</b>						
None .....	15	-	-	-	15	85
At least one .....	51	25	6	19	26	49
One .....	44	19	6	13	25	56
2 to 3 .....	61	33	6	27	28	39
4 to 5 .....	46	25	6	19	21	54
6 to 10 .....	48	23	9	14	25	52
More than 10 .....	54	26	5	21	28	46
<b>FREQUENCY OF INTERCOURSE IN THE PAST MONTH</b>						
None .....	50	30	9	21	20	50
Less than once a week .....	52	25	6	19	27	48
1 to 2 times a week .....	54	24	6	18	30	46
2 to 3 times a week .....	40	19	3	16	21	60
More than 3 times a week (*) .....	59	24	4	20	35	41
<b>SATISFACTION WITH CURRENT LOVE LIFE</b>						
Very satisfied .....	41	21	5	16	20	59
Fairly satisfied .....	56	25	5	20	31	44
Not very or not at all satisfied .....	60	37	14	23	23	40
<b>SATISFACTION WITH CURRENT SEX LIFE</b>						
Very satisfied .....	39	22	6	16	17	61
Fairly satisfied .....	57	23	4	19	34	43
Not very or not at all satisfied .....	62	38	13	25	24	38
<b>FREQUENCY OF ORGASM</b>						
Has already had an orgasm .....	52	25	6	19	27	48
At least once a week .....	49	19	4	15	30	51
At least once a month .....	54	28	5	23	26	46
Less than once a month .....	54	26	13	13	28	46
Less often .....	56	37	9	28	19	44
Has never had an orgasm .....	29	26	13	13	3	71
<b>HAS ALREADY REACHED ORGASM IN HER LIFE</b>						
Yes .....	52	26	7	19	26	48
Often .....	45	17	3	14	28	55
Sometimes .....	71	44	12	32	27	29
Quite rarely .....	64	52	24	28	12	36
No .....	22	19	3	16	3	78
<b>MOST FREQUENT METHOD OF HAIR REMOVAL IN PUBIC REGION</b>						
None .....	49	27	6	21	22	51
The «American waxing» .....	49	21	9	12	28	51
The «bikini line» .....	54	23	7	16	31	46
The «French bikini wax / The «Brazilian wax» .....	51	30	9	21	21	49
The «landing strip» (*) .....	76	28	13	15	48	24
«Hollywood wax» .....	49	25	3	22	24	51
<b>BODY MASS INDEX</b>						
Thin .....	40	23	1	22	17	60
Normal .....	51	22	6	16	29	49
Overweight .....	50	24	5	19	26	50
Obese .....	53	29	9	20	24	47
<b>JUGDGEEMENT OF OWN BODY SHAPE</b>						
Not satisfied .....	56	32	8	24	24	44
Moderately satisfied .....	52	26	6	20	26	48
Fairly satisfied .....	45	20	4	16	25	55
Very satisfied .....	54	26	10	16	28	46
<b>REGION</b>						
North East/North West/Yorkshire/The Humber .....	54	25	6	19	29	46
Midlands .....	48	29	8	21	19	52
East of England .....	50	21	6	15	29	50
London .....	50	26	2	24	24	50
South of England .....	47	25	9	16	22	53
Wales / Scotland / Northern Ireland .....	53	25	6	19	28	47

(\*) Less than 40 people: these results must be interpreted with caution due to the small number of individuals

# Reaching orgasm during last sexual intercourse

Question : During this most recent sexual encounter, did you have an orgasm?

*Filter: individuals who engaged in sexual activity less than a year ago*

	EUROPEAN UNION						NORTH AMERICA	
	ITALY  (%)	SPAIN  (%)	FRANCE  (%)	GERMANY  (%)	NETHERLANDS  (%)	UNITED KINGDOM  (%)	USA  (%)	CANADA  (%)
• Yes .....	78	79	71	75	85	77	79	71
• No .....	19	18	25	22	13	21	19	26
• Don't know .....	3	3	4	3	2	2	2	3
TOTAL .....	100	100	100	100	100	100	100	100



## Reaching orgasm during last sexual intercourse

	Yes	No	Don't know
	(%)	(%)	(%)
<b>ALL BRITISH WOMEN</b>	<b>77</b>	<b>21</b>	<b>2</b>
<b>AGE OF INTERVIEWEE</b>			
<b>Under 35 years</b>	<b>73</b>	<b>23</b>	<b>4</b>
18 to 24 years.....	71	26	3
25 to 34 years.....	75	20	5
<b>35 to 49 years</b>	<b>75</b>	<b>23</b>	<b>2</b>
<b>50 years or above</b>	<b>83</b>	<b>17</b>	<b>-</b>
50 to 59 years.....	79	21	-
60 years and above .....	87	12	1
<b>LEVEL OF EDUCATION</b>			
Low .....	84	16	-
Average.....	78	21	1
High (under-graduate) .....	75	22	3
High (post-graduate) .....	73	22	5
<b>INTERVIEWEE'S EMPLOYMENT SITUATION</b>			
<b>Active</b>	<b>74</b>	<b>23</b>	<b>3</b>
White-collar .....	75	24	1
Blue-collar .....	74	22	4
<b>Inactive</b>	<b>82</b>	<b>16</b>	<b>2</b>
Retired .....	84	15	1
Housewife .....	80	18	2
Other party unemployed .....	85	15	-
<b>RELIGION</b>			
<b>None</b>	<b>70</b>	<b>26</b>	<b>4</b>
<b>Non-practicing</b>	<b>81</b>	<b>17</b>	<b>2</b>
Non-practicing Protestant .....	85	12	3
Non-practicing Catholic or Anglican.....	79	19	2
<b>Practicing</b>	<b>93</b>	<b>7</b>	<b>-</b>
Practicing Protestant .....	96	4	-
Practicing Catholic or Anglican.....	92	8	-
<b>Other religions</b>	<b>70</b>	<b>28</b>	<b>2</b>
<b>POLITICAL INCLINATION</b>			
Radical left-wing.....	-	-	-
The Greens / Labour Party (LAB).....	78	20	2
Lib Dems (*) .....	89	11	-
Tory.....	83	17	-
UKIP / BNP.....	75	24	1
Other party (e.g.: SNP/PC/UUP/DUP/SF/SDLP) .....	84	16	-
<b>LEGAL MARITAL STATUS</b>			
<b>In a relationship</b>	<b>78</b>	<b>20</b>	<b>2</b>
Married .....	81	18	1
Not married .....	73	23	4
<b>Single</b>	<b>73</b>	<b>25</b>	<b>2</b>
<b>PREVIOUS MARITAL STATUS</b>			
<b>Has already been in a relationship</b>	<b>77</b>	<b>21</b>	<b>2</b>
Living together .....	77	20	3
Not living together .....	74	24	2
Single previously in a relationship .....	71	27	2
<b>Has never been in a relationship</b>	<b>100</b>	<b>-</b>	<b>-</b>
<b>FOR HOW LONG HAS SHE BEEN IN THE CURRENT RELATIONSHIP</b>			
Less than a year .....	81	19	-
One to three years .....	68	27	5
Three to seven years .....	70	25	5
Seven to ten years.....	76	22	2
More than ten years.....	81	18	1
<b>SHARE OF HOUSEHOLD TASKS IN THE RELATIONSHIP</b>			
Much more than her partner.....	76	22	2
A bit more than her partner .....	79	17	4
More or less equal to her partner.....	78	18	4
Less than her partner (*) .....	86	14	-
<b>SEXUAL PREFERENCE</b>			
Heterosexual.....	78	20	2
Bisexual, lesbian (*).....	63	37	-

(\*) Less than 40 people: these results must be interpreted with caution due to the small number of individuals









## Reaching orgasm during last sexual intercourse

	Yes	No	Don't know
	(%)	(%)	(%)
<b>ALL BRITISH WOMEN</b>	<b>77</b>	<b>21</b>	<b>2</b>
<b>HOMOSEXUAL INTERCOURSE AT ANY TIME IN THEIR LIFE</b>			
Never .....	76	21	3
At least once .....	80	20	-
<b>NUMBER OF SEXUAL PARTNERS TO DATE</b>			
None .....	-	-	-
At least one .....	<b>77</b>	<b>21</b>	<b>2</b>
One .....	83	17	-
2 to 3 .....	82	16	2
4 to 5 .....	77	19	4
6 to 10 .....	75	21	4
More than 10 .....	67	32	1
<b>FREQUENCY OF INTERCOURSE IN THE PAST MONTH</b>			
None .....	71	24	5
Less than once a week .....	77	21	2
1 to 2 times a week .....	80	19	1
2 to 3 times a week .....	79	19	2
More than 3 times a week (*) .....	72	24	4
<b>SATISFACTION WITH CURRENT LOVE LIFE</b>			
Very satisfied .....	87	11	2
Fairly satisfied .....	73	24	3
Not very or not at all satisfied .....	64	35	1
<b>SATISFACTION WITH CURRENT SEX LIFE</b>			
Very satisfied .....	86	12	2
Fairly satisfied .....	74	23	3
Not very or not at all satisfied .....	66	33	1
<b>FREQUENCY OF ORGASM</b>			
<b>Has already had an orgasm</b>	<b>80</b>	<b>18</b>	<b>2</b>
At least once a week .....	91	8	1
At least once a month .....	77	23	-
Less than once a month .....	73	24	3
Less often .....	50	40	10
<b>Has never had an orgasm</b>	-	<b>88</b>	<b>12</b>
<b>HAS ALREADY REACHED ORGASM IN HER LIFE</b>			
<b>Yes</b>	<b>80</b>	<b>18</b>	<b>2</b>
Often .....	92	7	1
Sometimes .....	58	37	5
Quite rarely .....	29	68	3
<b>No</b>	<b>8</b>	<b>81</b>	<b>11</b>
<b>MOST FREQUENT METHOD OF HAIR REMOVAL IN PUBIC REGION</b>			
None .....	79	17	4
The «American waxing» .....	64	34	2
The «bikini line» .....	77	21	2
The «French bikini wax / The «Brazilian wax» .....	91	9	-
The «landing strip» (*) .....	85	15	-
«Hollywood wax» .....	75	24	1
<b>BODY MASS INDEX</b>			
Thin .....	71	21	8
Normal .....	79	20	1
Overweight .....	77	22	1
Obese .....	82	16	2
<b>JUGDGEEMENT OF OWN BODY SHAPE</b>			
Not satisfied .....	73	25	2
Moderately satisfied .....	76	22	2
Fairly satisfied .....	78	19	3
Very satisfied .....	84	16	-
<b>REGION</b>			
North East/North West/Yorkshire/The Humber .....	78	19	3
Midlands .....	66	28	6
East of England .....	74	26	-
London .....	83	15	2
South of England .....	78	22	-
Wales / Scotland / Northern Ireland .....	80	17	3

(\*) Less than 40 people: these results must be interpreted with caution due to the small number of individuals

# Reaching orgasm with partner during last sexual intercourse

Question : During this most recent sexual encounter, did your partner have an orgasm?

	EUROPEAN UNION						NORTH AMERICA	
	ITALY	SPAIN	FRANCE	GERMANY	NETHERLANDS	UNITED KINGDOM	USA	CANADA
	 (%)	 (%)	 (%)	 (%)	 (%)	 (%)	 (%)	 (%)
• Yes .....	95	93	85	92	95	91	94	89
• No .....	3	3	6	5	4	6	5	7
• Don't know .....	2	4	9	3	1	3	1	4
TOTAL .....	100	100	100	100	100	100	100	100

Filter: individuals who engaged in sexual activity less than a year ago

## Reaching orgasm with partner during last sexual intercourse

	Yes	No	Don't know
	(%)	(%)	(%)
<b>ALL BRITISH WOMEN</b>	<b>91</b>	<b>6</b>	<b>3</b>
<b>AGE OF INTERVIEWEE</b>			
<b>Under 35 years</b>	<b>85</b>	<b>10</b>	<b>5</b>
18 to 24 years.....	83	16	1
25 to 34 years.....	86	6	8
<b>35 to 49 years</b>	<b>94</b>	<b>4</b>	<b>2</b>
<b>50 years or above</b>	<b>94</b>	<b>5</b>	<b>1</b>
50 to 59 years.....	96	3	1
60 years and above .....	92	6	2
<b>LEVEL OF EDUCATION</b>			
Low .....	91	3	6
Average.....	90	7	3
High (under-graduate) .....	91	7	2
High (post-graduate) .....	91	4	5
<b>INTERVIEWEE'S EMPLOYMENT SITUATION</b>			
<b>Active</b>	<b>90</b>	<b>7</b>	<b>3</b>
White-collar .....	96	3	1
Blue-collar .....	86	10	4
<b>Inactive</b>	<b>92</b>	<b>5</b>	<b>3</b>
Retired .....	90	7	3
Housewife .....	92	4	4
Other party unemployed .....	95	3	2
<b>RELIGION</b>			
<b>None</b>	<b>90</b>	<b>7</b>	<b>3</b>
<b>Non-practicing</b>	<b>92</b>	<b>6</b>	<b>2</b>
Non-practicing Protestant .....	93	5	2
Non-practicing Catholic or Anglican.....	91	7	2
<b>Practicing</b>	<b>94</b>	<b>3</b>	<b>3</b>
Practicing Protestant .....	87	9	4
Practicing Catholic or Anglican.....	98	-	2
<b>Other religions</b>	<b>85</b>	<b>10</b>	<b>5</b>
<b>POLITICAL INCLINATION</b>			
Radical left-wing.....	-	-	-
The Greens / Labour Party (LAB).....	88	9	3
Lib Dems (*) .....	91	9	-
Tory.....	96	4	-
UKIP / BNP.....	96	2	2
Other party (e.g.: SNP/PC/UUP/DUP/SF/SDLP) .....	96	4	-
<b>LEGAL MARITAL STATUS</b>			
<b>In a relationship</b>	<b>92</b>	<b>6</b>	<b>2</b>
Married .....	93	5	2
Not married .....	91	6	3
<b>Single</b>	<b>79</b>	<b>12</b>	<b>9</b>
<b>PREVIOUS MARITAL STATUS</b>			
<b>Has already been in a relationship</b>	<b>91</b>	<b>6</b>	<b>3</b>
Living together .....	92	5	3
Not living together .....	91	9	-
Single previously in a relationship .....	79	12	9
<b>Has never been in a relationship</b>	<b>83</b>	<b>17</b>	<b>-</b>
<b>FOR HOW LONG HAS SHE BEEN IN THE CURRENT RELATIONSHIP</b>			
Less than a year .....	91	9	-
One to three years .....	84	14	2
Three to seven years .....	88	8	4
Seven to ten years.....	88	7	5
More than ten years.....	95	3	2
<b>SHARE OF HOUSEHOLD TASKS IN THE RELATIONSHIP</b>			
Much more than her partner.....	94	4	2
A bit more than her partner .....	97	1	2
More or less equal to her partner.....	87	9	4
Less than her partner (*) .....	88	7	5
<b>SEXUAL PREFERENCE</b>			
Heterosexual.....	91	6	3
Bisexual, lesbian (*).....	87	9	4

(\*) Less than 40 people: these results must be interpreted with caution due to the small number of individuals

## Reaching orgasm with partner during last sexual intercourse

	Yes	No	Don't know
	(%)	(%)	(%)
<b>ALL BRITISH WOMEN</b>	<b>91</b>	<b>6</b>	<b>3</b>
<b>HOMOSEXUAL INTERCOURSE AT ANY TIME IN THEIR LIFE</b>			
Never .....	90	7	3
At least once .....	90	4	6
<b>NUMBER OF SEXUAL PARTNERS TO DATE</b>			
None	-	-	-
At least one	<b>91</b>	<b>6</b>	<b>3</b>
One .....	85	11	4
2 to 3 .....	95	3	2
4 to 5 .....	89	5	6
6 to 10 .....	94	3	3
More than 10 .....	87	13	-
<b>FREQUENCY OF INTERCOURSE IN THE PAST MONTH</b>			
None .....	79	13	8
Less than once a week .....	92	5	3
1 to 2 times a week .....	96	4	-
2 to 3 times a week .....	94	5	1
More than 3 times a week (*) .....	93	4	3
<b>SATISFACTION WITH CURRENT LOVE LIFE</b>			
Very satisfied .....	92	7	1
Fairly satisfied .....	89	7	4
Not very or not at all satisfied .....	93	4	3
<b>SATISFACTION WITH CURRENT SEX LIFE</b>			
Very satisfied .....	91	8	1
Fairly satisfied .....	90	5	5
Not very or not at all satisfied .....	92	6	2
<b>FREQUENCY OF ORGASM</b>			
<b>Has already had an orgasm</b>	<b>92</b>	<b>5</b>	<b>3</b>
At least once a week .....	96	3	1
At least once a month .....	90	7	3
Less than once a month .....	91	7	2
Less often .....	84	7	9
<b>Has never had an orgasm</b>	<b>55</b>	<b>34</b>	<b>11</b>
<b>HAS ALREADY REACHED ORGASM IN HER LIFE</b>			
<b>Yes</b>	<b>92</b>	<b>5</b>	<b>3</b>
Often .....	95	4	1
Sometimes .....	88	5	7
Quite rarely .....	73	17	10
<b>No</b>	<b>62</b>	<b>38</b>	<b>-</b>
<b>MOST FREQUENT METHOD OF HAIR REMOVAL IN PUBIC REGION</b>			
None .....	88	7	5
The «American waxing» .....	92	8	-
The «bikini line» .....	93	5	2
The «French bikini wax / The «Brazilian wax» .....	97	3	-
The «landing strip» (*) .....	88	8	4
«Hollywood wax» .....	92	6	2
<b>BODY MASS INDEX</b>			
Thin .....	79	13	8
Normal .....	92	7	1
Overweight .....	95	3	2
Obese .....	96	2	2
<b>JUGDGEEMENT OF OWN BODY SHAPE</b>			
Not satisfied .....	88	8	4
Moderately satisfied .....	97	2	1
Fairly satisfied .....	88	7	5
Very satisfied .....	81	17	2
<b>REGION</b>			
North East/North West/Yorkshire/The Humber .....	87	9	4
Midlands .....	83	9	8
East of England .....	96	4	-
London .....	94	5	1
South of England .....	95	4	1
Wales / Scotland / Northern Ireland .....	92	5	3

(\*) Less than 40 people: these results must be interpreted with caution due to the small number of individuals









- C -

*Practices and positions that make it easier to  
reach orgasm*

# Sexual practices already followed in her life (1/2)

Question : Have you ever...?

Filter: all women

ITALY	SPAIN	FRANCE	GERMANY	NETHERLANDS	UNITED KINGDOM	USA	CANADA
							
(%)	(%)	(%)	(%)	(%)	(%)	(%)	(%)

• Masturbated								
<b>TOTAL « YES »</b>	<b>67</b>	<b>81</b>	<b>75</b>	<b>82</b>	<b>91</b>	<b>78</b>	<b>81</b>	<b>83</b>
<i>«Yes, fairly regularly» .....</i>	<i>44</i>	<i>60</i>	<i>54</i>	<i>56</i>	<i>73</i>	<i>54</i>	<i>58</i>	<i>59</i>
- Yes, often .....	12	18	17	14	35	20	22	26
- Yes, sometimes .....	32	42	37	42	38	34	36	33
- Yes, but rarely .....	23	21	21	26	18	24	23	24
<b>No, never .....</b>	<b>33</b>	<b>19</b>	<b>25</b>	<b>18</b>	<b>9</b>	<b>22</b>	<b>19</b>	<b>17</b>









• Experienced your partner caressing or stimulating your genitals with their hand								
<b>TOTAL « YES »</b>	<b>89</b>	<b>93</b>	<b>93</b>	<b>92</b>	<b>95</b>	<b>92</b>	<b>93</b>	<b>89</b>
<i>«Yes, fairly regularly» .....</i>	<i>79</i>	<i>83</i>	<i>81</i>	<i>73</i>	<i>85</i>	<i>83</i>	<i>84</i>	<i>81</i>
- Yes, often .....	41	38	44	27	47	49	49	46
- Yes, sometimes .....	38	45	37	46	38	34	35	35
- Yes, but rarely .....	10	10	12	19	10	9	9	8
<b>No, never .....</b>	<b>11</b>	<b>7</b>	<b>7</b>	<b>8</b>	<b>5</b>	<b>8</b>	<b>7</b>	<b>11</b>

• Experienced your partner caressing or licking your genitals with their mouth								
<b>TOTAL « YES »</b>	<b>84</b>	<b>84</b>	<b>87</b>	<b>89</b>	<b>90</b>	<b>87</b>	<b>88</b>	<b>84</b>
<i>«Yes, fairly regularly» .....</i>	<i>69</i>	<i>69</i>	<i>71</i>	<i>69</i>	<i>74</i>	<i>71</i>	<i>73</i>	<i>66</i>
- Yes, often .....	34	30	39	25	37	34	40	35
- Yes, sometimes .....	35	39	32	44	37	37	33	31
- Yes, but rarely .....	15	15	16	20	16	16	15	18
<b>No, never .....</b>	<b>16</b>	<b>16</b>	<b>13</b>	<b>11</b>	<b>10</b>	<b>13</b>	<b>12</b>	<b>16</b>

## Sexual practices already followed in her life (2/2)

Question : Have you ever...?

Filter: individuals who have engaged in sexual activity

ITALY	SPAIN	FRANCE	GERMANY	NETHERLANDS	UNITED KINGDOM	USA	CANADA
							
(%)	(%)	(%)	(%)	(%)	(%)	(%)	(%)

• Experienced your partner penetrating your vagina with their genitals								
<b>TOTAL « YES »</b>	<b>94</b>	<b>96</b>	<b>97</b>	<b>97</b>	<b>96</b>	<b>94</b>	<b>95</b>	<b>94</b>
«Yes, fairly regularly» .....	90	93	95	93	90	88	91	88
- Yes, often .....	72	74	82	74	73	60	70	64
- Yes, sometimes .....	18	19	13	19	17	28	21	24
- Yes, but rarely .....	4	3	2	4	6	6	4	6
<b>No, never</b> .....	<b>6</b>	<b>4</b>	<b>3</b>	<b>3</b>	<b>4</b>	<b>6</b>	<b>5</b>	<b>6</b>

• Experienced your partner penetrating your vagina with their genitals while stroking your clitoris								
<b>TOTAL « YES »</b>	<b>83</b>	<b>87</b>	<b>89</b>	<b>90</b>	<b>84</b>	<b>85</b>	<b>88</b>	<b>86</b>
«Yes, fairly regularly» .....	69	73	73	75	71	71	74	71
- Yes, often .....	37	41	34	36	36	36	42	34
- Yes, sometimes .....	32	32	39	39	35	35	32	37
- Yes, but rarely .....	14	14	16	15	13	14	14	15
<b>No, never</b> .....	<b>17</b>	<b>13</b>	<b>11</b>	<b>10</b>	<b>16</b>	<b>15</b>	<b>12</b>	<b>14</b>









• Experienced your partner penetrating your anus with their genitals								
<b>TOTAL « YES »</b>	<b>41</b>	<b>38</b>	<b>45</b>	<b>39</b>	<b>38</b>	<b>35</b>	<b>48</b>	<b>41</b>
«Yes, fairly regularly» .....	16	18	15	14	14	17	24	19
- Yes, often .....	5	8	4	3	5	8	13	8
- Yes, sometimes .....	11	10	11	11	9	9	11	11
- Yes, but rarely .....	25	20	30	25	24	18	24	22
<b>No, never</b> .....	<b>59</b>	<b>62</b>	<b>55</b>	<b>61</b>	<b>62</b>	<b>65</b>	<b>52</b>	<b>59</b>



# Practices that make it easier to reach orgasm (1/2)

Question : Do you achieve orgasm when...?

Filter: women who have engaged in this kind of activity

ITALY	SPAIN	FRANCE	GERMANY	NETHERLANDS	UNITED KINGDOM	USA	CANADA
							
(%)	(%)	(%)	(%)	(%)	(%)	(%)	(%)

• You masturbate								
<b>TOTAL « YES »</b> .....	<b>92</b>	<b>92</b>	<b>85</b>	<b>95</b>	<b>94</b>	<b>92</b>	<b>95</b>	<b>91</b>
<i>ST « Yes, easily »</i>	<i>75</i>	<i>74</i>	<i>70</i>	<i>84</i>	<i>83</i>	<i>77</i>	<i>83</i>	<i>76</i>
- Yes, very easily.....	42	38	35	44	52	43	50	45
- Yes, somewhat easily.....	33	36	35	40	31	34	33	31
- Yes, but with some difficulty .....	17	18	15	11	11	15	12	15
<b>No, never</b> .....	<b>8</b>	<b>8</b>	<b>15</b>	<b>5</b>	<b>6</b>	<b>8</b>	<b>5</b>	<b>9</b>









• Your partner caresses or stimulates your genitals with their hand								
<b>TOTAL « YES »</b> .....	<b>93</b>	<b>92</b>	<b>89</b>	<b>93</b>	<b>94</b>	<b>90</b>	<b>90</b>	<b>90</b>
<i>ST « Yes, easily »</i>	<i>73</i>	<i>78</i>	<i>68</i>	<i>72</i>	<i>76</i>	<i>73</i>	<i>70</i>	<i>69</i>
- Yes, very easily.....	32	34	24	26	34	30	34	30
- Yes, somewhat easily.....	41	44	44	46	42	43	36	39
- Yes, but with some difficulty .....	20	14	21	21	18	17	20	21
<b>No, never</b> .....	<b>7</b>	<b>8</b>	<b>11</b>	<b>7</b>	<b>6</b>	<b>10</b>	<b>10</b>	<b>10</b>

• Your partner caresses or licks your genitals with their mouth								
<b>TOTAL « YES »</b> .....	<b>88</b>	<b>90</b>	<b>86</b>	<b>91</b>	<b>92</b>	<b>85</b>	<b>89</b>	<b>88</b>
<i>ST « Yes, easily »</i>	<i>67</i>	<i>75</i>	<i>65</i>	<i>71</i>	<i>74</i>	<i>68</i>	<i>76</i>	<i>72</i>
- Yes, very easily.....	32	34	29	32	40	37	46	39
- Yes, somewhat easily.....	35	41	36	39	34	31	30	33
- Yes, but with some difficulty .....	21	15	21	20	18	17	13	16
<b>No, never</b> .....	<b>12</b>	<b>10</b>	<b>14</b>	<b>9</b>	<b>8</b>	<b>15</b>	<b>11</b>	<b>12</b>

## Practices that make it easier to reach orgasm (2/2)

Question : Do you achieve orgasm when...?

Filter: women who have engaged in this kind of activity

ITALY	SPAIN	FRANCE	GERMANY	NETHERLANDS	UNITED KINGDOM	USA	CANADA
							
(%)	(%)	(%)	(%)	(%)	(%)	(%)	(%)

• Your partner penetrates your vagina with their genitals								
<b>TOTAL « YES »</b> .....	<b>94</b>	<b>94</b>	<b>89</b>	<b>88</b>	<b>83</b>	<b>89</b>	<b>90</b>	<b>85</b>
<i>ST « Yes, easily »</i>	<i>74</i>	<i>70</i>	<i>65</i>	<i>61</i>	<i>56</i>	<i>64</i>	<i>71</i>	<i>63</i>
- Yes, very easily .....	33	27	26	18	27	26	34	28
- Yes, somewhat easily .....	41	43	39	43	29	38	37	35
- Yes, but with some difficulty .....	20	24	24	27	27	25	19	22
<b>No, never</b> .....	<b>6</b>	<b>6</b>	<b>11</b>	<b>12</b>	<b>17</b>	<b>11</b>	<b>10</b>	<b>15</b>

• Your partner penetrates your vagina with their genitals while stroking your clitoris								
<b>TOTAL « YES »</b> .....	<b>95</b>	<b>96</b>	<b>92</b>	<b>95</b>	<b>89</b>	<b>91</b>	<b>91</b>	<b>92</b>
<i>ST « Yes, easily »</i>	<i>81</i>	<i>81</i>	<i>77</i>	<i>78</i>	<i>73</i>	<i>76</i>	<i>79</i>	<i>77</i>
- Yes, very easily .....	42	40	33	37	39	35	44	39
- Yes, somewhat easily .....	39	41	44	41	34	41	35	38
- Yes, but with some difficulty .....	14	15	15	17	16	15	12	15
<b>No, never</b> .....	<b>5</b>	<b>4</b>	<b>8</b>	<b>5</b>	<b>11</b>	<b>9</b>	<b>9</b>	<b>8</b>

• Your partner penetrates your anus with their genitals								
<b>TOTAL « YES »</b> .....	<b>66</b>	<b>62</b>	<b>57</b>	<b>55</b>	<b>56</b>	<b>57</b>	<b>60</b>	<b>60</b>
<i>ST « Yes, easily »</i>	<i>38</i>	<i>34</i>	<i>25</i>	<i>27</i>	<i>31</i>	<i>34</i>	<i>42</i>	<i>38</i>
- Yes, very easily .....	16	12	5	8	11	13	21	16
- Yes, somewhat easily .....	22	22	20	19	20	21	21	22
- Yes, but with some difficulty .....	28	28	32	28	25	23	18	22
<b>No, never</b> .....	<b>34</b>	<b>38</b>	<b>43</b>	<b>45</b>	<b>44</b>	<b>43</b>	<b>40</b>	<b>40</b>

## Practices that make it easier to reach orgasm

### Masturbated

	TOTAL «YES»	« Yes, easily »	Yes, very easily	Yes, somewhat easily	« Yes, but with some difficulty »	NO, NEVER
	(%)	(%)	(%)	(%)	(%)	(%)
<b>ALL BRITISH WOMEN</b>	<b>92</b>	<b>77</b>	<b>43</b>	<b>34</b>	<b>15</b>	<b>8</b>
<b>AGE OF INTERVIEWEE</b>						
Under 35 years	92	79	47	32	13	8
18 to 24 years.....	96	85	49	36	11	4
25 to 34 years.....	90	75	45	30	15	10
35 to 49 years	93	81	50	31	12	7
50 years or above	91	72	33	39	19	9
50 to 59 years.....	92	74	40	34	18	8
60 years and above .....	90	70	27	43	20	10
<b>LEVEL OF EDUCATION</b>						
Low .....	95	87	41	46	8	5
Average.....	94	73	36	37	21	6
High (under-graduate) .....	91	79	48	31	12	9
High (post-graduate) .....	86	70	43	27	16	14
<b>INTERVIEWEE'S EMPLOYMENT SITUATION</b>						
Active	92	78	47	31	14	8
White-collar .....	91	75	49	26	16	9
Blue-collar .....	93	81	46	35	12	7
Inactive	92	74	33	41	18	8
Retired .....	93	73	30	43	20	7
Housewife .....	93	77	38	39	16	7
Other party unemployed .....	84	68	32	36	16	16
<b>RELIGION</b>						
None	92	78	45	33	14	8
Non-practicing	92	74	41	33	18	8
Non-practicing Protestant .....	95	84	43	41	11	5
Non-practicing Catholic or Anglican.....	90	67	39	28	23	10
Practicing	88	79	35	44	9	12
Practicing Protestant .....	90	72	27	45	18	10
Practicing Catholic or Anglican.....	87	83	40	43	4	13
Other religions	94	78	58	20	16	6
<b>POLITICAL INCLINATION</b>						
Radical left-wing .....	-	-	-	-	-	-
The Greens / Labour Party (LAB).....	94	79	47	32	15	6
Lib Dems (*) .....	94	91	46	45	3	6
Tory.....	91	79	43	36	12	9
UKIP / BNP.....	91	80	38	42	11	9
Other party (e.g.: SNP/PC/UUP/DUP/SF/SDLP) .....	87	67	39	28	20	13
<b>LEGAL MARITAL STATUS</b>						
In a relationship	93	79	44	35	14	7
Married .....	93	78	43	35	15	7
Not married .....	93	80	45	35	13	7
Single	90	74	41	33	16	10
<b>PREVIOUS MARITAL STATUS</b>						
Has already been in a relationship	92	77	43	34	15	8
Living together .....	92	78	42	36	14	8
Not living together .....	97	84	52	32	13	3
Single previously in a relationship .....	90	73	43	30	17	10
Has never been in a relationship	89	78	30	48	11	11
<b>FOR HOW LONG HAS SHE BEEN IN THE CURRENT RELATIONSHIP</b>						
Less than a year .....	100	90	58	32	10	-
One to three years .....	87	85	43	42	2	13
Three to seven years .....	94	75	40	35	19	6
Seven to ten years .....	100	93	67	26	7	-
More than ten years .....	91	74	38	36	17	9
<b>SHARE OF HOUSEHOLD TASKS IN THE RELATIONSHIP</b>						
Much more than her partner.....	94	77	48	29	17	6
A bit more than her partner .....	92	83	38	45	9	8
More or less equal to her partner.....	90	76	34	42	14	10
Less than her partner (*) .....	84	68	35	33	16	16
<b>SEXUAL PREFERENCE</b>						
Heterosexual.....	92	77	43	34	15	8
Bisexual, lesbian (*).....	92	86	51	35	6	8

(\*) Less than 40 people: these results must be interpreted with caution due to the small number of individuals

## Practices that make it easier to reach orgasm

### Masturbated

	TOTAL «YES»	« Yes, easily »	Yes, very easily	Yes, somewhat easily	« Yes, but with some difficulty »	NO, NEVER
	(%)	(%)	(%)	(%)	(%)	(%)
<b>ALL BRITISH WOMEN</b>	<b>92</b>	<b>77</b>	<b>43</b>	<b>34</b>	<b>15</b>	<b>8</b>
<b>HOMOSEXUAL INTERCOURSE AT ANY TIME IN THEIR LIFE</b>						
Never .....	92	76	41	35	16	8
At least once .....	96	87	62	25	9	4
<b>NUMBER OF SEXUAL PARTNERS TO DATE</b>						
None .....	85	71	28	43	14	15
At least one .....	92	77	43	34	15	8
One .....	92	74	35	39	18	8
2 to 3 .....	90	77	40	37	13	10
4 to 5 .....	93	80	43	37	13	7
6 to 10 .....	93	71	39	32	22	7
More than 10 .....	93	83	56	27	10	7
<b>FREQUENCY OF INTERCOURSE IN THE PAST MONTH</b>						
None .....	91	73	37	36	18	9
Less than once a week .....	94	83	43	40	11	6
1 to 2 times a week .....	95	79	46	33	16	5
2 to 3 times a week .....	89	79	53	26	10	11
More than 3 times a week (*) .....	87	71	44	27	16	13
<b>SATISFACTION WITH CURRENT LOVE LIFE</b>						
Very satisfied .....	93	82	46	36	11	7
Fairly satisfied .....	90	74	43	31	16	10
Not very or not at all satisfied .....	93	75	38	37	18	7
<b>SATISFACTION WITH CURRENT SEX LIFE</b>						
Very satisfied .....	92	81	47	34	11	8
Fairly satisfied .....	91	75	42	33	16	9
Not very or not at all satisfied .....	94	76	39	37	18	6
<b>FREQUENCY OF ORGASM</b>						
<b>Has already had an orgasm</b>	<b>94</b>	<b>79</b>	<b>44</b>	<b>35</b>	<b>15</b>	<b>6</b>
At least once a week .....	96	87	58	29	9	4
At least once a month .....	95	83	43	40	12	5
Less than once a month .....	94	77	25	52	17	6
Less often .....	88	62	26	36	26	12
<b>Has never had an orgasm</b>	<b>49</b>	<b>30</b>	<b>9</b>	<b>21</b>	<b>19</b>	<b>51</b>
<b>HAS ALREADY REACHED ORGASM IN HER LIFE</b>						
<b>Yes</b>	<b>94</b>	<b>79</b>	<b>44</b>	<b>35</b>	<b>15</b>	<b>6</b>
Often .....	95	82	48	34	13	5
Sometimes .....	90	73	33	40	17	10
Quite rarely .....	95	70	44	26	25	5
<b>No</b>	<b>60</b>	<b>41</b>	<b>26</b>	<b>15</b>	<b>19</b>	<b>40</b>
<b>MOST FREQUENT METHOD OF HAIR REMOVAL IN PUBIC REGION</b>						
None .....	93	76	33	43	17	7
The «American waxing» .....	82	69	50	19	13	18
The «bikini line» .....	91	80	40	40	11	9
The «French bikini wax / The «Brazilian wax» .....	96	82	54	28	14	4
The «landing strip» (*) .....	96	78	56	22	18	4
«Hollywood wax» .....	93	78	42	36	15	7
<b>BODY MASS INDEX</b>						
Thin .....	88	76	52	24	12	12
Normal .....	90	76	41	35	14	10
Overweight .....	94	76	39	37	18	6
Obese .....	95	79	41	38	16	5
<b>JUGDGEEMENT OF OWN BODY SHAPE</b>						
Not satisfied .....	92	73	35	38	19	8
Moderately satisfied .....	89	77	45	32	12	11
Fairly satisfied .....	93	78	41	37	15	7
Very satisfied .....	96	85	66	19	11	4
<b>REGION</b>						
North East/North West/Yorkshire/The Humber .....	94	81	45	36	13	6
Midlands .....	94	77	42	35	17	6
East of England .....	82	61	35	26	21	18
London .....	92	82	52	30	10	8
South of England .....	93	77	41	36	16	7
Wales / Scotland / Northern Ireland .....	89	73	37	36	16	11

(\*) Less than 40 people: these results must be interpreted with caution due to the small number of individuals

## Practices that make it easier to reach orgasm

### Experienced your partner caressing or stimulating your genitals with their hand

	TOTAL «YES»  (%)	« Yes, easily »  (%)	Yes, very easily  (%)	Yes, somewhat easily  (%)	« Yes, but with some difficulty »  (%)	NO, NEVER  (%)
<b>ALL BRITISH WOMEN</b>	<b>90</b>	<b>73</b>	<b>30</b>	<b>43</b>	<b>17</b>	<b>10</b>
<b>AGE OF INTERVIEWEE</b>						
Under 35 years	88	64	24	40	24	12
18 to 24 years.....	90	67	26	41	23	10
25 to 34 years.....	87	63	23	40	24	13
35 to 49 years	90	72	33	39	18	10
50 years or above	90	79	31	48	11	10
50 to 59 years.....	89	75	36	39	14	11
60 years and above .....	92	82	28	54	10	8
<b>LEVEL OF EDUCATION</b>						
Low .....	90	68	29	39	22	10
Average.....	91	74	32	42	17	9
High (under-graduate) .....	89	72	30	42	17	11
High (post-graduate) .....	86	71	17	54	15	14
<b>INTERVIEWEE'S EMPLOYMENT SITUATION</b>						
Active	90	72	29	43	18	10
White-collar .....	90	69	27	42	21	10
Blue-collar .....	90	74	31	43	16	10
Inactive	89	72	29	43	17	11
Retired .....	92	79	27	52	13	8
Housewife .....	89	69	36	33	20	11
Other party unemployed .....	83	62	22	40	21	17
<b>RELIGION</b>						
None	89	71	30	41	18	11
Non-practicing	90	73	30	43	17	10
Non-practicing Protestant .....	90	72	26	46	18	10
Non-practicing Catholic or Anglican.....	90	74	33	41	16	10
Practicing	89	79	32	47	10	11
Practicing Protestant .....	93	77	29	48	16	7
Practicing Catholic or Anglican.....	86	79	34	45	7	14
Other religions	89	74	26	48	15	11
<b>POLITICAL INCLINATION</b>						
Radical left-wing .....	-	-	-	-	-	-
The Greens / Labour Party (LAB).....	89	76	39	37	13	11
Lib Dems (*) .....	97	73	23	50	24	3
Tory.....	92	78	29	49	14	8
UKIP / BNP.....	89	65	23	42	24	11
Other party (e.g.: SNP/PC/UUP/DUP/SF/SDLP) .....	90	75	25	50	15	10
<b>LEGAL MARITAL STATUS</b>						
In a relationship	91	73	30	43	18	9
Married .....	92	75	32	43	17	8
Not married .....	91	72	29	43	19	9
Single	84	68	26	42	16	16
<b>PREVIOUS MARITAL STATUS</b>						
Has already been in a relationship	90	72	30	42	18	10
Living together .....	92	74	31	43	18	8
Not living together .....	89	74	29	45	15	11
Single previously in a relationship .....	84	66	26	40	18	16
Has never been in a relationship	90	85	27	58	5	10
<b>FOR HOW LONG HAS SHE BEEN IN THE CURRENT RELATIONSHIP</b>						
Less than a year .....	94	80	35	45	14	6
One to three years .....	88	66	28	38	22	12
Three to seven years .....	94	68	23	45	26	6
Seven to ten years .....	90	67	33	34	23	10
More than ten years .....	91	77	32	45	14	9
<b>SHARE OF HOUSEHOLD TASKS IN THE RELATIONSHIP</b>						
Much more than her partner.....	89	68	28	40	21	11
A bit more than her partner .....	96	86	29	57	10	4
More or less equal to her partner.....	92	73	35	38	19	8
Less than her partner (*) .....	100	86	42	44	14	-
<b>SEXUAL PREFERENCE</b>						
Heterosexual.....	90	74	30	44	16	10
Bisexual, lesbian (*).....	84	58	34	24	26	16

(\*) Less than 40 people: these results must be interpreted with caution due to the small number of individuals

## Practices that make it easier to reach orgasm

### Experienced your partner caressing or stimulating your genitals with their hand

	TOTAL «YES»  (%)	« Yes, easily »  (%)	Yes, very easily  (%)	Yes, somewhat easily  (%)	« Yes, but with some difficulty »  (%)	NO, NEVER  (%)
<b>ALL BRITISH WOMEN</b>	<b>90</b>	<b>73</b>	<b>30</b>	<b>43</b>	<b>17</b>	<b>10</b>
<b>HOMOSEXUAL INTERCOURSE AT ANY TIME IN THEIR LIFE</b>						
Never .....	89	73	29	44	16	11
At least once .....	94	66	37	29	28	6
<b>NUMBER OF SEXUAL PARTNERS TO DATE</b>						
None .....	49	-	-	-	49	51
At least one .....	90	73	30	43	17	10
One .....	91	70	24	46	21	9
2 to 3 .....	92	82	34	48	10	8
4 to 5 .....	90	72	28	44	18	10
6 to 10 .....	87	67	29	38	20	13
More than 10 .....	89	71	31	40	18	11
<b>FREQUENCY OF INTERCOURSE IN THE PAST MONTH</b>						
None .....	85	65	22	43	20	15
Less than once a week .....	91	73	31	42	18	9
1 to 2 times a week .....	94	80	41	39	14	6
2 to 3 times a week .....	96	80	34	46	16	4
More than 3 times a week (*) .....	89	77	29	48	12	11
<b>SATISFACTION WITH CURRENT LOVE LIFE</b>						
Very satisfied .....	92	83	37	46	9	8
Fairly satisfied .....	91	68	27	41	23	9
Not very or not at all satisfied .....	84	64	23	41	20	16
<b>SATISFACTION WITH CURRENT SEX LIFE</b>						
Very satisfied .....	93	86	40	46	7	7
Fairly satisfied .....	90	67	24	43	23	10
Not very or not at all satisfied .....	86	64	24	40	22	14
<b>FREQUENCY OF ORGASM</b>						
<b>Has already had an orgasm</b>	92	75	31	44	17	8
At least once a week .....	96	84	41	43	12	4
At least once a month .....	93	75	32	43	18	7
Less than once a month .....	88	70	15	55	18	12
Less often .....	88	63	18	45	25	12
<b>Has never had an orgasm</b>	36	17	-	17	19	64
<b>HAS ALREADY REACHED ORGASM IN HER LIFE</b>						
<b>Yes</b>	93	76	31	45	17	7
Often .....	97	85	41	44	12	3
Sometimes .....	90	71	17	54	19	10
Quite rarely .....	77	31	6	25	46	23
<b>No</b>	28	15	-	15	13	72
<b>MOST FREQUENT METHOD OF HAIR REMOVAL IN PUBIC REGION</b>						
None .....	89	77	30	47	12	11
The «American waxing» .....	82	60	23	37	22	18
The «bikini line» .....	91	72	30	42	19	9
The «French bikini wax / The «Brazilian wax» .....	100	63	45	18	37	-
The «landing strip» (*) .....	93	83	26	57	10	7
«Hollywood wax» .....	89	70	30	40	19	11
<b>BODY MASS INDEX</b>						
Thin .....	86	67	30	37	19	14
Normal .....	90	74	31	43	16	10
Overweight .....	91	75	26	49	16	9
Obese .....	88	69	28	41	19	12
<b>JUGDGEEMENT OF OWN BODY SHAPE</b>						
Not satisfied .....	86	62	21	41	24	14
Moderately satisfied .....	90	74	28	46	16	10
Fairly satisfied .....	91	76	34	42	15	9
Very satisfied .....	92	80	43	37	12	8
<b>REGION</b>						
North East/North West/Yorkshire/The Humber .....	91	75	33	42	16	9
Midlands .....	85	64	25	39	21	15
East of England .....	96	68	26	42	28	4
London .....	88	74	35	39	14	12
South of England .....	88	71	27	44	17	12
Wales / Scotland / Northern Ireland .....	90	76	28	48	14	10

(\*) Less than 40 people: these results must be interpreted with caution due to the small number of individuals

## Practices that make it easier to reach orgasm

### Experienced your partner caressing or licking your genitals with their mouth

	TOTAL «YES»	« Yes, easily »	Yes, very easily	Yes, somewhat easily	« Yes, but with some difficulty »	NO, NEVER
	(%)	(%)	(%)	(%)	(%)	(%)
<b>ALL BRITISH WOMEN</b>	<b>85</b>	<b>68</b>	<b>37</b>	<b>31</b>	<b>17</b>	<b>15</b>
<b>AGE OF INTERVIEWEE</b>						
Under 35 years	85	68	34	34	17	15
18 to 24 years.....	85	68	32	36	17	15
25 to 34 years.....	85	68	36	32	17	15
35 to 49 years	90	74	43	31	16	10
50 years or above	81	63	33	30	18	19
50 to 59 years.....	82	63	36	27	19	18
60 years and above .....	81	64	32	32	17	19
<b>LEVEL OF EDUCATION</b>						
Low .....	91	74	41	33	17	9
Average.....	87	70	34	36	17	13
High (under-graduate) .....	83	66	40	26	17	17
High (post-graduate) .....	85	69	27	42	16	15
<b>INTERVIEWEE'S EMPLOYMENT SITUATION</b>						
Active	86	70	37	33	16	14
White-collar .....	87	67	37	30	20	13
Blue-collar .....	86	72	38	34	14	14
Inactive	83	65	36	29	18	17
Retired .....	80	62	33	29	18	20
Housewife .....	86	72	35	37	14	14
Other party unemployed .....	82	52	41	11	30	18
<b>RELIGION</b>						
None	83	67	37	30	16	17
Non-practicing	85	70	37	33	15	15
Non-practicing Protestant .....	84	68	37	31	16	16
Non-practicing Catholic or Anglican.....	86	71	37	34	15	14
Practicing	85	70	42	28	15	15
Practicing Protestant .....	88	69	48	21	19	12
Practicing Catholic or Anglican.....	83	70	38	32	13	17
Other religions	84	65	41	24	19	16
<b>POLITICAL INCLINATION</b>						
Radical left-wing.....	-	-	-	-	-	-
The Greens / Labour Party (LAB).....	86	69	47	22	17	14
Lib Dems (*) .....	81	65	33	32	16	19
Tory.....	85	71	35	36	14	15
UKIP / BNP.....	86	66	32	34	20	14
Other party (e.g.: SNP/PC/UUP/DUP/SF/SDLP) .....	85	69	34	35	16	15
<b>LEGAL MARITAL STATUS</b>						
In a relationship	86	70	38	32	16	14
Married .....	86	70	40	30	16	14
Not married .....	86	69	35	34	17	14
Single	82	62	32	30	20	18
<b>PREVIOUS MARITAL STATUS</b>						
Has already been in a relationship	85	68	37	31	17	15
Living together .....	86	70	39	31	16	14
Not living together .....	89	70	35	35	19	11
Single previously in a relationship .....	82	63	32	31	19	18
Has never been in a relationship	83	64	38	26	19	17
<b>FOR HOW LONG HAS SHE BEEN IN THE CURRENT RELATIONSHIP</b>						
Less than a year .....	90	77	38	39	13	10
One to three years .....	87	66	36	30	21	13
Three to seven years .....	89	73	39	34	16	11
Seven to ten years .....	91	79	52	27	12	9
More than ten years.....	84	68	37	31	16	16
<b>SHARE OF HOUSEHOLD TASKS IN THE RELATIONSHIP</b>						
Much more than her partner.....	85	68	38	30	17	15
A bit more than her partner .....	87	76	32	44	11	13
More or less equal to her partner.....	86	67	41	26	19	14
Less than her partner (*) .....	88	81	55	26	7	12
<b>SEXUAL PREFERENCE</b>						
Heterosexual.....	85	69	38	31	16	15
Bisexual, lesbian (*).....	81	51	27	24	30	19

(\*) Less than 40 people: these results must be interpreted with caution due to the small number of individuals

## Practices that make it easier to reach orgasm

### Experienced your partner caressing or licking your genitals with their mouth

	TOTAL «YES»  (%)	« Yes, easily »  (%)	Yes, very easily  (%)	Yes, somewhat easily  (%)	« Yes, but with some difficulty »  (%)	NO, NEVER  (%)
<b>ALL BRITISH WOMEN</b>	<b>85</b>	<b>68</b>	<b>37</b>	<b>31</b>	<b>17</b>	<b>15</b>
<b>HOMOSEXUAL INTERCOURSE AT ANY TIME IN THEIR LIFE</b>						
Never .....	85	68	36	32	17	15
At least once .....	88	74	43	31	14	12
<b>NUMBER OF SEXUAL PARTNERS TO DATE</b>						
None .....	68	-	-	-	68	32
At least one .....	85	68	37	31	17	15
One .....	85	70	35	35	15	15
2 to 3 .....	85	72	41	31	13	15
4 to 5 .....	85	65	37	28	20	15
6 to 10 .....	83	68	34	34	15	17
More than 10 .....	90	70	37	33	20	10
<b>FREQUENCY OF INTERCOURSE IN THE PAST MONTH</b>						
None .....	81	61	30	31	20	19
Less than once a week .....	86	69	38	31	17	14
1 to 2 times a week .....	91	73	44	29	18	9
2 to 3 times a week .....	85	75	37	38	10	15
More than 3 times a week (*) .....	91	83	53	30	8	9
<b>SATISFACTION WITH CURRENT LOVE LIFE</b>						
Very satisfied .....	86	75	43	32	11	14
Fairly satisfied .....	87	68	36	32	19	13
Not very or not at all satisfied .....	81	60	29	31	21	19
<b>SATISFACTION WITH CURRENT SEX LIFE</b>						
Very satisfied .....	87	75	45	30	12	13
Fairly satisfied .....	87	69	34	35	18	13
Not very or not at all satisfied .....	82	61	31	30	21	18
<b>FREQUENCY OF ORGASM</b>						
<b>Has already had an orgasm</b>	<b>88</b>	<b>70</b>	<b>38</b>	<b>32</b>	<b>18</b>	<b>12</b>
At least once a week .....	93	80	48	32	13	7
At least once a month .....	89	69	36	33	20	11
Less than once a month .....	82	64	24	40	18	18
Less often .....	81	59	30	29	22	19
<b>Has never had an orgasm</b>	<b>30</b>	<b>26</b>	<b>4</b>	<b>22</b>	<b>4</b>	<b>70</b>
<b>HAS ALREADY REACHED ORGASM IN HER LIFE</b>						
<b>Yes</b>	<b>88</b>	<b>71</b>	<b>39</b>	<b>32</b>	<b>17</b>	<b>12</b>
Often .....	92	80	49	31	12	8
Sometimes .....	84	62	22	40	22	16
Quite rarely .....	73	30	10	20	43	27
<b>No</b>	<b>28</b>	<b>22</b>	<b>7</b>	<b>15</b>	<b>6</b>	<b>72</b>
<b>MOST FREQUENT METHOD OF HAIR REMOVAL IN PUBIC REGION</b>						
None .....	82	65	35	30	17	18
The «American waxing» .....	73	61	30	31	12	27
The «bikini line» .....	86	67	36	31	19	14
The «French bikini wax / The «Brazilian wax» .....	94	81	43	38	13	6
The «landing strip» (*) .....	98	85	39	46	13	2
«Hollywood wax» .....	89	70	42	28	19	11
<b>BODY MASS INDEX</b>						
Thin .....	81	64	42	22	17	19
Normal .....	85	69	38	31	16	15
Overweight .....	88	71	34	37	17	12
Obese .....	83	62	35	27	21	17
<b>JUGDGEEMENT OF OWN BODY SHAPE</b>						
Not satisfied .....	81	62	30	32	19	19
Moderately satisfied .....	86	70	37	33	16	14
Fairly satisfied .....	88	71	39	32	17	12
Very satisfied .....	88	73	51	22	15	12
<b>REGION</b>						
North East/North West/Yorkshire/The Humber .....	89	72	43	29	17	11
Midlands .....	86	65	34	31	21	14
East of England .....	88	70	33	37	18	12
London .....	87	76	43	33	11	13
South of England .....	78	62	29	33	16	22
Wales / Scotland / Northern Ireland .....	84	66	36	30	18	16

(\*) Less than 40 people: these results must be interpreted with caution due to the small number of individuals



## Practices that make it easier to reach orgasm

### Experienced your partner penetrating your vagina with their genitals

	TOTAL «YES»	« Yes, easily »	Yes, very easily	Yes, somewhat easily	« Yes, but with some difficulty »	NO, NEVER
	(%)	(%)	(%)	(%)	(%)	(%)
<b>ALL BRITISH WOMEN</b>	<b>89</b>	<b>64</b>	<b>26</b>	<b>38</b>	<b>25</b>	<b>11</b>
<b>AGE OF INTERVIEWEE</b>						
Under 35 years	89	65	28	37	24	11
18 to 24 years.....	87	74	33	41	13	13
25 to 34 years.....	91	59	24	35	32	9
35 to 49 years	86	63	27	36	23	14
50 years or above	91	64	25	39	27	9
50 to 59 years.....	88	61	25	36	27	12
60 years and above .....	93	66	25	41	27	7
<b>LEVEL OF EDUCATION</b>						
Low .....	89	57	25	32	32	11
Average.....	90	68	29	39	22	10
High (under-graduate) .....	90	64	25	39	26	10
High (post-graduate) .....	79	63	29	34	16	21
<b>INTERVIEWEE'S EMPLOYMENT SITUATION</b>						
Active	88	65	27	38	23	12
White-collar .....	84	63	30	33	21	16
Blue-collar .....	91	67	25	42	24	9
Inactive	90	62	25	37	28	10
Retired .....	93	59	20	39	34	7
Housewife .....	89	63	32	31	26	11
Other party unemployed .....	82	67	24	43	15	18
<b>RELIGION</b>						
None	87	61	27	34	26	13
Non-practicing	88	66	24	42	22	12
Non-practicing Protestant .....	92	67	24	43	25	8
Non-practicing Catholic or Anglican.....	86	66	25	41	20	14
Practicing	93	73	32	41	20	7
Practicing Protestant .....	94	81	33	48	13	6
Practicing Catholic or Anglican.....	92	68	31	37	24	8
Other religions	87	63	29	34	24	13
<b>POLITICAL INCLINATION</b>						
Radical left-wing.....	-	-	-	-	-	-
The Greens / Labour Party (LAB).....	89	66	31	35	23	11
Lib Dems (*) .....	93	68	33	35	25	7
Tory.....	90	70	28	42	20	10
UKIP / BNP.....	84	58	19	39	26	16
Other party (e.g.: SNP/PC/UUP/DUP/SF/SDLP) .....	88	70	35	35	18	12
<b>LEGAL MARITAL STATUS</b>						
In a relationship	90	65	27	38	25	10
Married .....	92	66	28	38	26	8
Not married .....	87	65	25	40	22	13
Single	85	60	25	35	25	15
<b>PREVIOUS MARITAL STATUS</b>						
Has already been in a relationship	89	64	26	38	25	11
Living together .....	91	66	26	40	25	9
Not living together .....	85	64	33	31	21	15
Single previously in a relationship .....	84	58	24	34	26	16
Has never been in a relationship	90	78	35	43	12	10
<b>FOR HOW LONG HAS SHE BEEN IN THE CURRENT RELATIONSHIP</b>						
Less than a year .....	95	78	44	34	17	5
One to three years .....	86	60	28	32	26	14
Three to seven years .....	87	68	27	41	19	13
Seven to ten years .....	88	63	20	43	25	12
More than ten years.....	91	64	25	39	27	9
<b>SHARE OF HOUSEHOLD TASKS IN THE RELATIONSHIP</b>						
Much more than her partner.....	88	64	23	41	24	12
A bit more than her partner .....	97	63	21	42	34	3
More or less equal to her partner.....	92	68	33	35	24	8
Less than her partner (*) .....	91	78	28	50	13	9
<b>SEXUAL PREFERENCE</b>						
Heterosexual.....	89	66	28	38	23	11
Bisexual, lesbian (*).....	83	45	-	45	38	17

(\*) Less than 40 people: these results must be interpreted with caution due to the small number of individuals

## Practices that make it easier to reach orgasm

### Experienced your partner penetrating your vagina with their genitals

	TOTAL «YES»  (%)	« Yes, easily »  (%)	Yes, very easily  (%)	Yes, somewhat easily  (%)	« Yes, but with some difficulty »  (%)	NO, NEVER  (%)
<b>ALL BRITISH WOMEN</b>	<b>89</b>	<b>64</b>	<b>26</b>	<b>38</b>	<b>25</b>	<b>11</b>
<b>HOMOSEXUAL INTERCOURSE AT ANY TIME IN THEIR LIFE</b>						
Never .....	89	65	27	38	24	11
At least once .....	88	55	18	37	33	12
<b>NUMBER OF SEXUAL PARTNERS TO DATE</b>						
None .....	-	-	-	-	-	-
At least one .....	89	64	26	38	25	11
One .....	87	66	22	44	21	13
2 to 3 .....	88	70	26	44	18	12
4 to 5 .....	90	62	25	37	28	10
6 to 10 .....	91	63	29	34	28	9
More than 10 .....	87	59	29	30	28	13
<b>FREQUENCY OF INTERCOURSE IN THE PAST MONTH</b>						
None .....	84	54	19	35	30	16
Less than once a week .....	91	66	25	41	25	9
1 to 2 times a week .....	91	73	33	40	18	9
2 to 3 times a week .....	89	73	38	35	16	11
More than 3 times a week (*) .....	98	75	41	34	23	2
<b>SATISFACTION WITH CURRENT LOVE LIFE</b>						
Very satisfied .....	92	80	42	38	12	8
Fairly satisfied .....	89	59	22	37	30	11
Not very or not at all satisfied .....	84	52	14	38	32	16
<b>SATISFACTION WITH CURRENT SEX LIFE</b>						
Very satisfied .....	92	79	42	37	13	8
Fairly satisfied .....	90	62	21	41	28	10
Not very or not at all satisfied .....	83	49	15	34	34	17
<b>FREQUENCY OF ORGASM</b>						
<b>Has already had an orgasm</b>	91	66	27	39	25	9
At least once a week .....	92	76	39	37	16	8
At least once a month .....	92	58	18	40	34	8
Less than once a month .....	92	57	18	39	35	8
Less often .....	90	63	21	42	27	10
<b>Has never had an orgasm</b>	30	7	3	4	23	70
<b>HAS ALREADY REACHED ORGASM IN HER LIFE</b>						
<b>Yes</b>	93	68	28	40	25	7
Often .....	95	80	40	40	15	5
Sometimes .....	94	56	9	47	38	6
Quite rarely .....	78	15	-	15	63	22
<b>No</b>	18	6	3	3	12	82
<b>MOST FREQUENT METHOD OF HAIR REMOVAL IN PUBIC REGION</b>						
None .....	87	61	26	35	26	13
The «American waxing» .....	85	62	16	46	23	15
The «bikini line» .....	85	57	17	40	28	15
The «French bikini wax / The «Brazilian wax» .....	100	79	35	44	21	-
The «landing strip» (*) .....	94	68	34	34	26	6
«Hollywood wax» .....	89	72	32	40	17	11
<b>BODY MASS INDEX</b>						
Thin .....	88	63	27	36	25	12
Normal .....	86	68	31	37	18	14
Overweight .....	91	59	21	38	32	9
Obese .....	89	53	20	33	36	11
<b>JUGDGEEMENT OF OWN BODY SHAPE</b>						
Not satisfied .....	86	48	16	32	38	14
Moderately satisfied .....	90	66	27	39	24	10
Fairly satisfied .....	89	69	29	40	20	11
Very satisfied .....	90	85	45	40	5	10
<b>REGION</b>						
North East/North West/Yorkshire/The Humber .....	91	67	29	38	24	9
Midlands .....	87	55	15	40	32	13
East of England .....	93	68	20	48	25	7
London .....	83	70	34	36	13	17
South of England .....	88	61	22	39	27	12
Wales / Scotland / Northern Ireland .....	91	66	36	30	25	9

(\*) Less than 40 people: these results must be interpreted with caution due to the small number of individuals

## Practices that make it easier to reach orgasm

### Your partner penetrates your vagina with their genitals while stroking your clitoris

	TOTAL «YES»	« Yes, easily »	Yes, very easily	Yes, somewhat easily	« Yes, but with some difficulty »	NO, NEVER
	(%)	(%)	(%)	(%)	(%)	(%)
<b>ALL BRITISH WOMEN</b>	<b>91</b>	<b>76</b>	<b>35</b>	<b>41</b>	<b>15</b>	<b>9</b>
<b>AGE OF INTERVIEWEE</b>						
Under 35 years	91	75	34	41	16	9
18 to 24 years.....	91	82	37	45	9	9
25 to 34 years.....	92	71	32	39	21	8
35 to 49 years	91	79	35	44	12	9
50 years or above	89	74	36	38	15	11
50 to 59 years.....	90	69	39	30	21	10
60 years and above .....	88	78	34	44	10	12
<b>LEVEL OF EDUCATION</b>						
Low .....	91	70	26	44	21	9
Average.....	89	75	35	40	14	11
High (under-graduate) .....	92	77	37	40	15	8
High (post-graduate) .....	88	80	35	45	8	12
<b>INTERVIEWEE'S EMPLOYMENT SITUATION</b>						
Active	91	76	34	42	15	9
White-collar .....	89	77	39	38	12	11
Blue-collar .....	92	75	31	44	17	8
Inactive	90	76	37	39	14	10
Retired .....	88	74	30	44	14	12
Housewife .....	91	79	43	36	12	9
Other party unemployed .....	91	71	38	33	20	9
<b>RELIGION</b>						
None	90	74	34	40	16	10
Non-practicing	92	81	35	46	11	8
Non-practicing Protestant .....	93	79	29	50	14	7
Non-practicing Catholic or Anglican.....	91	81	38	43	10	9
Practicing	93	79	42	37	14	7
Practicing Protestant .....	96	87	54	33	9	4
Practicing Catholic or Anglican.....	91	74	35	39	17	9
Other religions	87	76	44	32	11	13
<b>POLITICAL INCLINATION</b>						
Radical left-wing .....	-	-	-	-	-	-
The Greens / Labour Party (LAB).....	91	79	41	38	12	9
Lib Dems (*) .....	91	88	40	48	3	9
Tory.....	89	77	38	39	12	11
UKIP / BNP.....	91	75	37	38	16	9
Other party (e.g.: SNP/PC/UUP/DUP/SF/SDLP) .....	92	71	30	41	21	8
<b>LEGAL MARITAL STATUS</b>						
In a relationship	92	77	34	43	15	8
Married .....	92	76	36	40	16	8
Not married .....	92	78	33	45	14	8
Single	87	74	37	37	13	13
<b>PREVIOUS MARITAL STATUS</b>						
Has already been in a relationship	91	76	35	41	15	9
Living together .....	92	76	33	43	16	8
Not living together .....	94	81	40	41	13	6
Single previously in a relationship .....	87	74	38	36	13	13
Has never been in a relationship	83	69	27	42	14	17
<b>FOR HOW LONG HAS SHE BEEN IN THE CURRENT RELATIONSHIP</b>						
Less than a year .....	94	85	31	54	9	6
One to three years .....	89	71	37	34	18	11
Three to seven years .....	92	79	34	45	13	8
Seven to ten years .....	95	78	42	36	17	5
More than ten years.....	92	76	33	43	16	8
<b>SHARE OF HOUSEHOLD TASKS IN THE RELATIONSHIP</b>						
Much more than her partner.....	90	73	32	41	17	10
A bit more than her partner .....	95	77	30	47	18	5
More or less equal to her partner.....	91	78	35	43	13	9
Less than her partner (*) .....	96	86	51	35	10	4
<b>SEXUAL PREFERENCE</b>						
Heterosexual.....	91	77	37	40	14	9
Bisexual, lesbian (*).....	83	61	13	48	22	17

(\*) Less than 40 people: these results must be interpreted with caution due to the small number of individuals

## Practices that make it easier to reach orgasm

### Your partner penetrates your vagina with their genitals while stroking your clitoris

	TOTAL «YES»	« Yes, easily »	Yes, very easily	Yes, somewhat easily	« Yes, but with some difficulty »	NO, NEVER
	(%)	(%)	(%)	(%)	(%)	(%)
<b>ALL BRITISH WOMEN</b>	<b>91</b>	<b>76</b>	<b>35</b>	<b>41</b>	<b>15</b>	<b>9</b>
<b>HOMOSEXUAL INTERCOURSE AT ANY TIME IN THEIR LIFE</b>						
Never .....	91	77	36	41	14	9
At least once .....	91	71	30	41	20	9
<b>NUMBER OF SEXUAL PARTNERS TO DATE</b>						
None .....	-	-	-	-	-	-
At least one .....	91	76	35	41	15	9
One .....	86	75	32	43	11	14
2 to 3 .....	92	79	35	44	13	8
4 to 5 .....	92	76	37	39	16	8
6 to 10 .....	88	73	32	41	15	12
More than 10 .....	93	75	37	38	18	7
<b>FREQUENCY OF INTERCOURSE IN THE PAST MONTH</b>						
None .....	86	70	29	41	16	14
Less than once a week.....	93	78	35	43	15	7
1 to 2 times a week .....	93	80	39	41	13	7
2 to 3 times a week .....	91	77	39	38	14	9
More than 3 times a week (*).....	98	82	48	34	16	2
<b>SATISFACTION WITH CURRENT LOVE LIFE</b>						
Very satisfied.....	94	86	45	41	8	6
Fairly satisfied .....	92	71	30	41	21	8
Not very or not at all satisfied .....	84	70	29	41	14	16
<b>SATISFACTION WITH CURRENT SEX LIFE</b>						
Very satisfied.....	93	85	46	39	8	7
Fairly satisfied .....	93	71	27	44	22	7
Not very or not at all satisfied .....	84	71	31	40	13	16
<b>FREQUENCY OF ORGASM</b>						
<b>Has already had an orgasm</b>	92	78	36	42	14	8
At least once a week.....	95	83	49	34	12	5
At least once a month .....	94	80	33	47	14	6
Less than once a month .....	91	70	21	49	21	9
Less often.....	86	72	23	49	14	14
<b>Has never had an orgasm</b>	47	10	-	10	37	53
<b>HAS ALREADY REACHED ORGASM IN HER LIFE</b>						
<b>Yes</b>	93	78	36	42	15	7
Often.....	95	85	48	37	10	5
Sometimes .....	92	77	17	60	15	8
Quite rarely .....	76	22	-	22	54	24
<b>No</b>	32	13	-	13	19	68
<b>MOST FREQUENT METHOD OF HAIR REMOVAL IN PUBIC REGION</b>						
None .....	86	72	35	37	14	14
The «American waxing» .....	86	69	27	42	17	14
The «bikini line» .....	92	78	29	49	14	8
The «French bikini wax / The «Brazilian wax».....	100	83	43	40	17	-
The «landing strip» (*) .....	100	77	24	53	23	-
«Hollywood wax».....	92	78	40	38	14	8
<b>BODY MASS INDEX</b>						
Thin .....	86	66	37	29	20	14
Normal .....	91	80	39	41	11	9
Overweight .....	93	75	35	40	18	7
Obese.....	90	74	29	45	16	10
<b>JUGDGEEMENT OF OWN BODY SHAPE</b>						
Not satisfied .....	89	66	24	42	23	11
Moderately satisfied .....	90	75	36	39	15	10
Fairly satisfied .....	92	82	38	44	10	8
Very satisfied.....	90	82	53	29	8	10
<b>REGION</b>						
North East/North West/Yorkshire/The Humber .....	94	78	33	45	16	6
Midlands .....	89	70	25	45	19	11
East of England .....	94	80	39	41	14	6
London .....	90	82	45	37	8	10
South of England .....	85	69	27	42	16	15
Wales / Scotland / Northern Ireland.....	92	79	45	34	13	8

(\*) Less than 40 people: these results must be interpreted with caution due to the small number of individuals

## Practices that make it easier to reach orgasm

### Experienced your partner penetrating your anus with their genitals

	TOTAL «YES»	« Yes, easily »	Yes, very easily	Yes, somewhat easily	« Yes, but with some difficulty »	NO, NEVER
	(%)	(%)	(%)	(%)	(%)	(%)
<b>ALL BRITISH WOMEN</b>	<b>57</b>	<b>34</b>	<b>13</b>	<b>21</b>	<b>23</b>	<b>43</b>
<b>AGE OF INTERVIEWEE</b>						
Under 35 years	65	35	15	20	30	35
18 to 24 years.....	73	43	20	23	30	27
25 to 34 years.....	56	26	8	18	30	44
35 to 49 years	60	40	16	24	20	40
50 years or above	42	26	9	17	16	58
50 to 59 years.....	39	28	10	18	11	61
60 years and above .....	45	25	8	17	20	55
<b>LEVEL OF EDUCATION</b>						
Low .....	53	37	10	27	16	47
Average.....	58	41	14	27	17	42
High (under-graduate) .....	56	25	12	13	31	44
High (post-graduate) .....	63	41	21	20	22	37
<b>INTERVIEWEE'S EMPLOYMENT SITUATION</b>						
Active	60	37	13	24	23	40
White-collar .....	64	37	13	24	27	36
Blue-collar .....	56	36	12	24	20	44
Inactive	51	27	16	11	24	49
Retired .....	46	24	7	17	22	54
Housewife .....	60	32	21	11	28	40
Other party unemployed .....	44	22	22	-	22	56
<b>RELIGION</b>						
None	50	29	9	20	21	50
Non-practicing	55	34	16	18	21	45
Non-practicing Protestant .....	69	44	20	24	25	31
Non-practicing Catholic or Anglican.....	48	29	14	15	19	52
Practicing	68	44	11	33	24	32
Practicing Protestant .....	61	25	-	25	36	39
Practicing Catholic or Anglican.....	73	58	19	39	15	27
Other religions	65	37	26	11	28	35
<b>POLITICAL INCLINATION</b>						
Radical left-wing .....	-	-	-	-	-	-
The Greens / Labour Party (LAB).....	69	40	15	25	29	31
Lib Dems (*) .....	56	35	15	20	21	44
Tory.....	46	32	11	21	14	54
UKIP / BNP.....	38	21	7	14	17	62
Other party (e.g.: SNP/PC/UUP/DUP/SF/SDLP) .....	77	38	18	20	39	23
<b>LEGAL MARITAL STATUS</b>						
In a relationship	60	37	14	23	23	40
Married .....	61	40	15	25	21	39
Not married .....	59	34	13	21	25	41
Single	48	25	11	14	23	52
<b>PREVIOUS MARITAL STATUS</b>						
Has already been in a relationship	57	35	14	21	22	43
Living together .....	58	35	13	22	23	42
Not living together .....	68	43	18	25	25	32
Single previously in a relationship .....	43	26	12	14	17	57
Has never been in a relationship	90	21	-	21	69	10
<b>FOR HOW LONG HAS SHE BEEN IN THE CURRENT RELATIONSHIP</b>						
Less than a year .....	83	62	27	35	21	17
One to three years .....	62	30	13	17	32	38
Three to seven years .....	76	43	6	37	33	24
Seven to ten years .....	53	38	22	16	15	47
More than ten years .....	49	30	12	18	19	51
<b>SHARE OF HOUSEHOLD TASKS IN THE RELATIONSHIP</b>						
Much more than her partner.....	50	31	12	19	19	50
A bit more than her partner .....	59	28	4	24	31	41
More or less equal to her partner.....	68	46	22	24	22	32
Less than her partner (*) .....	60	26	-	26	34	40
<b>SEXUAL PREFERENCE</b>						
Heterosexual.....	56	33	13	20	23	44
Bisexual, lesbian (*).....	68	45	12	33	23	32

(\*) Less than 40 people: these results must be interpreted with caution due to the small number of individuals

## Practices that make it easier to reach orgasm

### Experienced your partner penetrating your anus with their genitals

	TOTAL «YES»  (%)	« Yes, easily »  (%)	Yes, very easily  (%)	Yes, somewhat easily  (%)	« Yes, but with some difficulty »  (%)	NO, NEVER  (%)
<b>ALL BRITISH WOMEN</b>	<b>57</b>	<b>34</b>	<b>13</b>	<b>21</b>	<b>23</b>	<b>43</b>
<b>HOMOSEXUAL INTERCOURSE AT ANY TIME IN THEIR LIFE</b>						
Never .....	55	34	14	20	21	45
At least once .....	70	36	10	26	34	30
<b>NUMBER OF SEXUAL PARTNERS TO DATE</b>						
None .....	-	-	-	-	-	-
At least one .....	57	34	13	21	23	43
One .....	66	50	21	29	16	34
2 to 3 .....	70	46	16	30	24	30
4 to 5 .....	46	22	10	12	24	54
6 to 10 .....	60	37	10	27	23	40
More than 10 .....	48	23	14	9	25	52
<b>FREQUENCY OF INTERCOURSE IN THE PAST MONTH</b>						
None .....	41	15	1	14	26	59
Less than once a week .....	63	43	17	26	20	37
1 to 2 times a week .....	72	51	28	23	21	28
2 to 3 times a week .....	63	36	11	25	27	37
More than 3 times a week (*) .....	52	39	22	17	13	48
<b>SATISFACTION WITH CURRENT LOVE LIFE</b>						
Very satisfied .....	65	46	22	24	19	35
Fairly satisfied .....	57	34	12	22	23	43
Not very or not at all satisfied .....	43	13	2	11	30	57
<b>SATISFACTION WITH CURRENT SEX LIFE</b>						
Very satisfied .....	65	49	23	26	16	35
Fairly satisfied .....	57	34	11	23	23	43
Not very or not at all satisfied .....	45	11	2	9	34	55
<b>FREQUENCY OF ORGASM</b>						
<b>Has already had an orgasm</b>	57	35	14	21	22	43
At least once a week .....	65	44	19	25	21	35
At least once a month .....	47	24	11	13	23	53
Less than once a month .....	6	6	-	6	-	94
Less often .....	62	33	8	25	29	38
<b>Has never had an orgasm</b>	48	-	-	-	48	52
<b>HAS ALREADY REACHED ORGASM IN HER LIFE</b>						
<b>Yes</b>	58	35	14	21	23	42
Often .....	61	40	18	22	21	39
Sometimes .....	54	32	9	23	22	46
Quite rarely .....	56	11	-	11	45	44
<b>No</b>	22	-	-	-	22	78
<b>MOST FREQUENT METHOD OF HAIR REMOVAL IN PUBIC REGION</b>						
None .....	51	25	7	18	26	49
The «American waxing» .....	42	28	5	23	14	58
The «bikini line» .....	62	33	14	19	29	38
The «French bikini wax / The «Brazilian wax» .....	81	70	27	43	11	19
The «landing strip» (*) .....	58	36	15	21	22	42
«Hollywood wax» .....	48	24	13	11	24	52
<b>BODY MASS INDEX</b>						
Thin .....	60	32	16	16	28	40
Normal .....	53	29	10	19	24	47
Overweight .....	50	30	14	16	20	50
Obese .....	43	30	7	23	13	57
<b>JUGDGEEMENT OF OWN BODY SHAPE</b>						
Not satisfied .....	52	28	9	19	24	48
Moderately satisfied .....	56	33	15	18	23	44
Fairly satisfied .....	59	33	12	21	26	41
Very satisfied .....	68	59	27	32	9	32
<b>REGION</b>						
North East/North West/Yorkshire/The Humber .....	68	48	23	25	20	32
Midlands .....	48	15	2	13	33	52
East of England .....	40	16	8	8	24	60
London .....	62	44	10	34	18	38
South of England .....	54	29	14	15	25	46
Wales / Scotland / Northern Ireland .....	51	28	10	18	23	49

(\*) Less than 40 people: these results must be interpreted with caution due to the small number of individuals